

36v lithium battery voltage chart





Overview

What is a 36 volt battery?

The first link is to the lowest voltage: 36v. Generally this is the lowest voltage you will find on a modern, commercial ebike. Note that its called '36 volt' but really that is the 'nominal' value. A 36v battery is actually fully charged when it is at 42.0 volts. Click on the image above to be taken to the actual 36-volt battery charge chart.

How many volts are in a 36V Li-ion ebike battery?

Nominal voltage chart for 36V (10S) Li-Ion Ebike batteries showing the percentage. $10 \text{ Cells} \times 4.2 \text{ Volts/Cell} = 42.0 \text{ Volts Fully Charged Voltage (V)}$.

How many volts does a 36 volt ebike battery charge?

Nominal voltage chart for 36V (10S) Li-Ion Ebike batteries showing the percentage. Assumptions: Your pack uses typical 18650 cells which charge to 4.2V and discharge to 3.0V. Disclaimer: This chart is a theoretical guide only. No responsibility is taken by for damage occurring from incorrectly charging your battery.

What is a lithium-ion battery voltage chart?

The lithium-ion battery voltage chart is an important tool that helps you understand the potential difference between the two poles of the battery. The key parameters you need to keep in mind, include rated voltage, working voltage, open circuit voltage, and termination voltage.

What is the ideal voltage for a lithium ion battery?

The ideal voltage for a lithium-ion battery depends on its state of charge and specific chemistry. For a typical lithium-ion cell, the ideal voltage when fully charged is about 4.2V. During use, the ideal operating voltage is usually between 3.6V and 3.7V. What voltage is 50% for a lithium battery?



What are the key parameters of a lithium battery?

The key parameters you need to keep in mind, include rated voltage, working voltage, open circuit voltage, and termination voltage. Different lithium battery materials typically have different battery voltages caused by the differences in electron transfer and chemical reaction processes.



36v lithium battery voltage chart



The Comprehensive Guide to LiFePO4 Lithium Battery Voltage Charts ...

Thinking about using LiFePO4 lithium batteries for your next project or application? Understanding their voltage characteristics is essential for optimizing performance and lifespan. In this detailed guide, we'll explore the nuances of LiFePO4 lithium battery voltage, offering clear insights on how to interpret and effectively use a LiFePO4 lithium battery voltage ...

The Complete Guide to Lithium-Ion Battery Voltage Charts

The ideal voltage for a lithium-ion battery depends on its state of charge and specific chemistry. For a typical lithium-ion cell, the ideal voltage when fully charged is about ...



Ultimate Guide to LiFePO4 Voltage Chart (3.2V, 12V, 24V,

The LiFePO4 voltage chart represents the state of charge based on the battery's voltage, such as 12V, 24V, and 48V -- as well as 3.2V LiFePO4 cells. Read Jackery's guide to learn how to improve the capacity and lifespan of LiFePO4 batteries in detail.

[Ultimate Guide to Battery Voltage Chart](#)

36V LiFePO4 Battery Pack Voltage Curve A 36V LiFePO4 battery pack is usually composed of twelve 3.2V cells connected in series, resulting in



a total nominal voltage of 38.4V. Charging to 43.8V indicates that ...



What is the voltage of a 36V lithium battery discharge?

Curious about the voltage of a 36V lithium battery during discharge? You're in luck! In this post, we'll explore how lithium battery voltages are measured and unravel the mysteries behind these powerful energy sources. Whether you're an electronics enthusiast or just keen to understand more, join us on this enlightening journey to power up your

What voltage should a 36V battery be charged at?

The ideal voltage for Li-ion batteries is generally around 4.2 volts per cell, which translates to approximately 75.6 volts for a full charge in a 36V configuration. Nickel-metal ...



36V Lithium-Ion Batteries: Lifespan, Voltage, Compatibility

In today's world of advanced energy storage solutions, the 36V lithium-ion battery stands out for its impressive balance of power, efficiency, and compactness. As we delve into the specifics of these batteries, we'll address critical aspects such as their lifespan, voltage thresholds, and charger compatibility to provide a comprehensive guide for users and ...



[Battery pack voltage comparison chart](#)

The voltage of a battery pack is not a static number though. As you use a battery, it's voltage will drop slowly. This drop is what is represented on the chart. When an individual lithium 18650 cell is fully charged, it's voltage is 4.2V. On the bottom end, there isn't a



eBike Battery Voltage Chart: Understanding Performance Levels

Lithium-Particle (Li-Particle) Batteries: At present, the most well known battery science for e-bicycles, Li-Particle batteries have a voltage scope of 36V to 52V. They are lightweight, have a high energy thickness, and deal a more drawn out life ...

The Complete Guide to Lithium-Ion Battery Voltage Charts

Lithium-ion batteries have revolutionized the way we power our world. From smartphones to electric vehicles and even home energy storage systems, these powerhouses have become an integral part of our daily lives. But to truly harness their potential and ensure their longevity, it's crucial to understand how they work - and that's where voltage charts



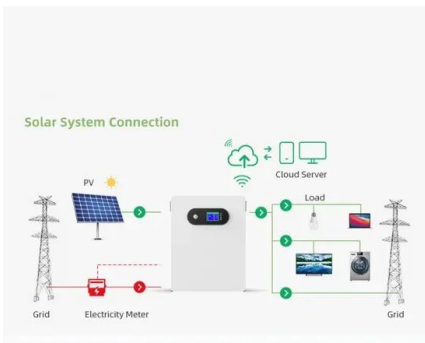
LiFePO4 Cell Voltage Chart: 1cell 12V 24V 36V 48V 72V ...

To better understand LiFepo4 battery voltage, her e are some basic definitions. Nominal Voltage - 3.25V is the nominal voltage of the battery. The standard voltage is used to monitor the charging and discharging of the battery. Storage Voltage - 3.2V-3.4V If



[LiFePO4 Voltage Chart: A Comprehensive Guide](#)

A LiFePO4 battery voltage chart typically shows the discharge curve specific to LiFePO4 batteries. Vatrer 36V 105Ah Lithium Golf Cart Battery Sale price \$1,459.99 Regular price \$1,999.99 Quick add Quick add Previous Next Lithium Battery Model Price




[Li-Ion Ebike Battery Charge Charts](#)

36 Volt (10S) Battery Charge Chart The first link is to the lowest voltage: 36v. Generally this is the lowest voltage you will find on a modern, commercial ebike. Note that its ...

The Ultimate Guide to LiFePO4 Lithium Battery ...

In this guide, we'll explore LiFePO4 lithium battery voltage, helping you understand how to use a LiFePO4 lithium battery voltage chart. Part 1: Understanding LiFePO4 Lithium Battery Voltage LiFePO4 (Lithium Iron ...





LiFePO4 Battery Voltage Chart: An In-Depth Guide

36V LiFePO4 Cell Charging and Discharging Voltage Chart The 36V LiFePO4 battery is commonly used in larger systems such as high-performance solar setups. The following chart details its voltage behavior throughout its charge cycle.



Ultimate Guide to Lithium-Ion Battery Voltage Chart

The lithium-ion battery voltage chart lets you determine the discharge chart for each battery and charge them safely. Here is 12V, 24V, and 48V battery voltage chart: Charge Capacity (%) 1 Cell 12 Volt 24 Volt 48 Volt 100 3.40 13.6 27.2 54.4 90 3.35 13.4 26.8



Ultimate Guide to Lithium-Ion Battery Voltage Chart

The lithium-ion battery voltage chart is an important tool that helps you understand the potential difference between the two poles of the battery. The key parameters you need to keep in mind, include rated voltage, ...



LiFePO4 Voltage Chart: A Comprehensive Guide

LiFePO4 cell Nominal Voltage: 25.6V 36V LiFePO4 Pack Charging and Discharging Voltage Chart You can either purchase a 36V LiFePO4 battery or acquire three identical 12V LiFePO4 batteries and connect them in ...

- LIQUID/AIR COOLING
- INTELLIGENT INTEGRATION
- PROTECTION IP54/IP55
- BATTERY /6000 CYCLES





Lithium Battery Voltage , Keheng LFP Supplier

Our products include 12V/ 24V/ 36V/ 48V/ 60V/ High Voltage lithium battery, using LFP/ Sodium/ NMC as the raw material of batteries. As a lithium battery factory,



lifepo4 voltage chart: 3.2V, 12V, 24V, 36V, 48V, 60V ...

36V LiFePO4 Battery Voltage Chart: 48V LiFePO4 Battery Voltage Chart: Please note that actual voltage values may vary based on the specific manufacturer, model, and temperature conditions. Here's a general ...



- LIQUID/AIR COOLING
- PROTECTION IP54/IP55
- PCS EMS
- BATTERY /6000 CYCLES

36v Li-Ion Charge Chart

Beyond that these charts were done manually. Which is not as much work as it seems as the voltages were done at different times over a couple of years before they were gathered together in the

What is the Cut Off Voltage for a Lithium-Ion Battery?

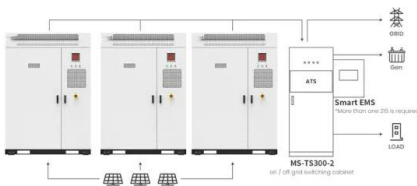
Understanding Cut Off Voltage Cut off voltage refers to the minimum voltage level at which a lithium-ion battery should be discharged before it is considered to be fully depleted. For most lithium-ion batteries, this threshold is typically set around 3.0 volts per cell..





LiFePO4 Battery Voltage Chart (3.2V, 12V, 24V 48V)

3 ???· Float, Bulk, and Equalize Voltage of LiFePO4 It's crucial to note that lithium batteries only support bulk charging, shutting off once fully charged. The three primary types of voltages are bulk, float, and equalize: Bulk Voltage: This is the voltage at which the battery charges rapidly, typically occurring during the initial charging phase when the battery is completely discharged.



Application scenarios of energy storage battery products

LiFePO4 Cell Voltage Chart: 1cell 12V 24V 36V 48V 72V-BSLBATT

Uncover the secrets of LiFePO4 batteries in our voltage charts, providing an authoritative reference for you to optimize battery performance, charging cycles, and lifespan.



LiFePO4 Cell Voltage Chart: 1cell 12V 24V 36V 48V 72V-BSLBATT

24V LiFePO4 Battery Voltage Chart 36V LiFePO4 battery voltage meter o Nominal voltage:38.4V o Charging voltage: 43.8V o Discharge cut-off voltage: 30V Golf carts, community electric cars, UTV, ATV are very suitable for 36 Volt LiFePO4 batteries



Exploring 36V Ebike Battery Potential Performance, Range

You must have noticed one thing in the above voltage chart i.e., Voltage is reducing as the battery's level is decreasing (why?) means a 36v battery has 42 volts when it's 100% charged and 32 volts at 20% charge level. Please note that the above voltage chart's values are approximate and could vary depending on the battery's specifications and usage ...





Maximizing LiFePO4 Battery Performance via Voltage Charts

The 12V LiFePO4 battery voltage chart is an essential tool for maximizing the performance and lifespan of your lithium iron phosphate batteries. It provides valuable information about the ideal voltage range for charging, discharging, and maintaining these batteries.

36V LiFePO4 Cell Charging and Discharging Voltage Chart

Below is a detailed chart illustrating the voltage corresponding to different states of charge for a 36V LiFePO4 battery: Charge and Discharge Characteristics. Charging ...



LiFePO4 Battery Voltage Charts (12V, 24V & 48V)

LiFePO4 battery voltage charts showing state of charge for 12V, 24V and 48V lithium iron phosphate batteries -- as well as 3.2V LiFePO4 cells. Here's a printable version of the above SoC chart: And here it is graphed out: 48V LiFePO4 batteries are more popular for

LiFePO4 Cell Voltage Chart: 1cell 12V 24V 36V 48V 72V-BSLBATT

24V LiFePO4 battery voltage meter o Nominal voltage:25.6V o Charging voltage: 29.2V o Discharge cut-off voltage: 20V 24V LiFePO4 batteries are perfect for use with boat trolling motors, and scissor lifts, boom lifts. Sweepers, floor machines, and RVs energy. You





[Battery State of Charge Chart](#)



The battery or battery pack should not be discharged to a Voltage that is lower than its 0% state of charge level otherwise it may become damaged and not able to be recharged. Most speed controllers will go into Low Voltage Protection mode and shut the motor off once the battery or battery pack reaches a 0% state of charge.

Contact Us

For catalog requests, pricing, or partnerships, please visit:
<https://www.vdbconstruction.co.za>