

4s5p diy li ion battery backup power



LIQUID/AIR COOLING

PROTECTION IP54/IP55

PCS EMS

BATTERY /6000 CYCLES



Overview

How do I charge a 4S battery?

As for option A: you could use a boost converter to get high enough a voltage and use that as the input for a 4S Li-ion charger, which then charges your 4S, BMS-equipped battery pack. you have 5 V, 2 A to play with, then at, say, 18 V output of the boost converter, you would have about 500 mA of charging current.

How many volts does a 1p / 4s pack provide?

When the "run" plug is inserted, the pack is configured as a 1P / 4S pack, and will provide an average of $3.6V \times 4S = 14.4V$. You must add two additional large sockets for the eight sockets to be connected to the "power out" cables. When you want to charge, pull the run-plug, and insert the charge plug.

Is this a two-part Guide to building a lithium-ion battery pack?

Fortunately [Adam Bender] is on hand with an extremely comprehensive two-part guide to designing and building lithium-ion battery packs from cylindrical 18650 cells. In one sense we think the two-parter is in the wrong order.

How do I build a battery pack?

To build the battery pack, we are taking 4 cells in series and adding a parallel cell, so we have double the voltage and capacity per cell. See the diagram above for how to go about connecting the cells. The only limiting factor is that all of the cells need to be identical.

What is a battery balancing system (BMS)?

BMSes are for cell balancing and last-ditch over/undervoltage and overcurrent protection when something goes wrong with charging or discharging your battery pack. You need a proper, dedicated charger to charge Li-ion batteries/battery packs. A BMS is not it, however many YouTube videos and Chinese designs may suggest otherwise.



How many cells in a 4s2p pack?

I am building a 4S2P pack that has 4 cells in series, and 2 in parallel for 8 cells. This will give you a full charge voltage of 16.8 volts, a nominal 14.8 volts, and a discharged rating of 12 volts, and double the capacity of the series cells.



4s5p diy li ion battery backup power




How to charge a 4S 18650 (16.8 V) battery pack with a 5 V

You need a proper, dedicated charger to charge Li-ion batteries/battery packs. A BMS is not it, however many videos and Chinese designs may suggest otherwise. As ...

Is this the correct way to wire 4S5P? , DIY Solar Power Forum

DIY LiFePO4 Battery Banks . Is this the correct way to wire 4S5P? Thread starter Goosepower Start date Mar 15, 2020 Goosepower Find Complete Details about Hot Rechargeable 3.2v 280ah Lifepo4 Lithium Battery For 12v 48v 96v Solar System,Lithium Ion




INSTRUCTION MANUAL: BATTERY PACK DESIGN, BUILD ...

designing a pack to be used as an energy storage system are reproduced below. The voltage ranges from 3 to 4 V instead of the wider range for single-cell applications.

Best option to balance charge a 4S5P DIY li-ion pack

Hi, I am looking at the best option to protect and balance charge a 4S5P battery pack I built myself. I know a BMS is not a charge controller and I cannot use an Imax B6 ...



[4S 14.4v Li-ion - MaxAmps Lithium Batteries](#)

These 4S 14.4v MaxAmps Lithium ion 18650 and 21700 batteries are built with four Lithium ion cells in series. As with all our Lithium ion cylindrical batteries, they are assembled in the USA by our Battery Builders here at MaxAmps.

An Exhaustive Guide To Building 18650 Packs , Hackaday

An Exhaustive Guide To Building 18650 Packs. Most of us know the basics of building packs of lithium-ion batteries. We're familiar with cell balancing and the need for ...



[4S5P 18650 13Ah battery pack](#)

4S5P Li ion 18650 14.8V 13Ah Battery Pack 1. Brand: KeepPower 2. Quality Li-ion rechargeable cell 18650 2600mAh 3. Composed Type: 4S5P 4. External Safety Circuit: YES 5. Nominal Voltage: 14.8V 6. Nominal Capacity: 13.0Ah 7. OEM Accepted Details





[DIY 4S Lithium Battery Pack With BMS](#)

DIY 4S Lithium Battery Pack With BMS: I have watched and read more than one tutorial or how-to guide on lithium ion batteries and battery packs, but I haven't really seen one that gives you a lot of details. As a newbie, I had trouble finding good answers, so a lot of this was trial and...



Tagalog Build a 32650 LiFePo4 Battery 4s5p with BMS 4s 100a DIY

This video is showed how I assembled a 12v battery using 4 series of 32650 Lithium phosphate battery with installing BMS 4s 100a. You can comment, like, subsc

Wiring Diagram for 4S BMS: Simplifying Battery Management

In the world of lithium-ion batteries and battery management systems (BMS), a 4s BMS wiring diagram plays a crucial role in ensuring the safe and efficient operation of the battery pack. A 4s BMS refers to a BMS designed for a 4-cell lithium-ion battery pack, where each cell has a nominal voltage of 3.7 volts.



- IP65/IP55 OUTDOOR CABINET
- ALUMINUM
- OUTDOOR ENERGY STORAGE CABINET
- OUTDOOR EQUIPMENT CABINET

4S5P Li-Ion Battery Pack

4S5P Military Communication Equipment Battery Pack Voltage :14.4V Capacity:16500mAh / Minimum Application : Telecommunication Equipment We provide professional technology and products, and we also to "customer satisfaction" as the ultimate



M4S5P-26700-R020(A1720P) Product Specification V2 2022-12 ...

SPECIFICATION for Rechargeable Li-ion battery KE26700 ?????????????? DOC No: -4S5P R020 REV.: V2 Page 4 of 17 1. Scope ?? This document describes the specification of rechargeable Li-ion battery pack which is designed and provided by Shenzhen Coincell Battery Co., Ltd. ?????? ?????????????????????? ???



DIY Li-ion battery building kit opens door for homemade ebikes

For DIY enthusiasts in the green energy community, homemade lithium-ion battery packs have long been a holy grail. For everything from home solar energy storage to garage-built electric bicycles

Pro-range IFR 32650 12.8V 30000mAh 3C 4S5P LiFePO4 Battery ...

Choose Pro-range IFR 32650 12.8V 30000mAh 3C 4S5P LiFePO4 Battery Pack for Long-lasting Performance. Get Yours Today! Our support and delivery channels will be closed on 31st October, 1st November and 3rd November on the occasion of Diwali.



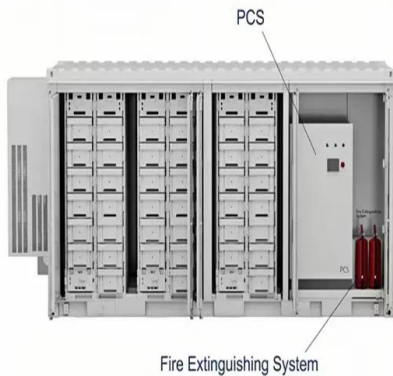
DIY 18650 Battery Pack Tutorial: Quick and Easy

Part 1. 18650 Battery pack design Determine the Load Current: Assess the device's power needs to find its operating current. Measure the current drawn during regular use and peak demand. This helps establish the necessary load current. Calculate the Capacity: Estimate the energy required for the device over a specific time. . Consider power ...



[Make Your Own 4S Lithium Battery Pack](#)

Make Your Own 4S Lithium Battery Pack: Hey! everyone My name is Steve. Today I'm going to show you How to Make 4S 2P lithium Battery Pack Click Here to See The Video Let's Start Projects Contests Teachers



Making an Online Uninterruptible Power Supply

I've been thinking about making an online UPS with a LiFePo4 battery. "Online" means the load is running on the inverter even when mains power is available. To show the general idea, there's a diagram of one below based on a lead-acid battery. The 120VAC mains power on the left drives the

[14.8V 13Ah 4S5P 18650 Li ion Battery](#)

Custom 14.8V 13Ah 4S5P 18650 Li ion Battery
More Custom Li Ion Battery Packs Type
Dimension(mm) Voltage range(V) Capacity(Ah
2& 3 Wheel Electric Vehicle Batteries Backup &
Energy Storage Batteries Golf Cart & Cleaning ...



Using a typical li-ion portable power station as a UPS replacement?

While LiFePO4 batteries have an average of 3000 charging cycles, which is 6 times more than Li-ion, it's essential to prioritize mains and solar power over battery usage to prolong their lifespan. Since these units lack user-replaceable batteries like acid lead UPSes, it's ...



[DIY Home Battery Backup Tip](#)

Learn the 2023 step-by-step DIY home battery backup tricks perfect for emergency power supply backup. Power Li-ion battery Lifepo4 Battery Get in touch Tianyi Science & technology city Zhuzhou, Hunan, China sales@sunlypower +86 18476330578

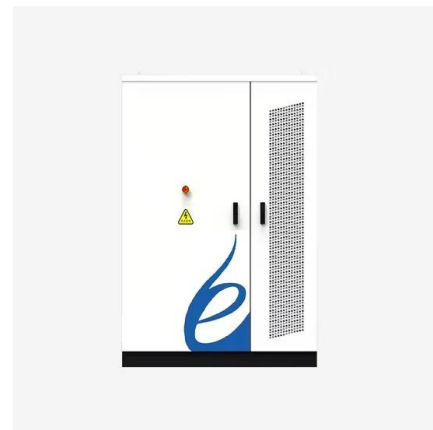


4s2p, 10s3p? Understanding Battery Configurations - JAG35

Many times while making battery purchases, you are bound to come up across terms defining different battery configurations and specs. This article makes an attempt to clearly detail these terms and help you make the right decisions while making these purchases. This is intended for beginner DIY enthusiasts and covers t

4s12p LiFePo4 32650 Battery Pack Manual Balancing

TAGALOG4s10p Manual Balancing LiFePo4 32650 Battery , Solar , DIY , GeneratorSa video na ito, matututunan natin kung paano magbuo ng battery pack na gagamiti TAGALOG4s10p Manual ...



Kinstar LiFePO4 12.8V 9Ah Battery 18650 4S5P Pack

Kinstar battery packs are available with Lithium-ion, Li-Polymer and LiFePO4. All three offer high energy density, long service life, high output energy and zero memory effect. Kinstar LiFePO4 12.8V 9Ah Battery 18650 4S5P Polygon Battery for Pipeline Survey Equipment



Diy 18650 4s battery pack [How to charge, how to build?]

Look for a "Li-Ion" charger that has a 4.1V setting. Put a resistor between each of the four cells on the charge plug. If not a cell that is a little high will try to rapidly charge a ...

Utility-Scale ESS solutions



[4s5p Battery 14.8V 11ah Li-ion Battery](#)

4s5p Battery 14.8V 11ah Li-ion Battery, Find Details and Price about 4s5p Battery 4s5p Li-ion Battery from 4s5p Battery 14.8V 11ah Li-ion Battery - Shenzhen Meinovo Electronic Co., Ltd. Home Product Directory Electrical & Electronics Battery, Storage Battery & Charger Battery Pack

Orange 18650 Li-ion 10000mAh-4s-14.8v-3c 4S5P

Description: Since finding a branded or good quality Orange 18650 Li-Ion battery or battery Pack is nearly going impossible and the market is full of suppliers who are offering the clone lithium-ion batteries under the names of famous brands. Those batteries are rated the same as standard lithium-ion batteries yet no o



Battery Backup Calculator

Our Battery Backup Calculator, a versatile power management tool, empowers you to anticipate and navigate power outages effectively. Whether safeguarding critical equipment or ensuring your devices remain operational during unforeseen interruptions, this user-friendly calculator, designed for battery backup planning, has you covered.



[LiFePO4 Prismatic Battery 4S5P 12V 500AH](#)

Voltage (nominal, V) 12V, 12.8V Nominal
Capacity 500 Ah Organization way 4S5P .,
3.2V100AH lifepo4 cells with 4S BMS 100A
Standard Charge Current 20A (0.2C rate) Max.
Charge Current 100 A (1C CELL rate), Working
voltage 14.6V Fast charging current 50A, 0.5C
Charge Cut-off Voltage 14.8V (4s) Discharge Cut-
off Voltage 9.2V Inner Resistance(Impedance)
220 m? (At ...



4S 18650 Li-ion Battery Cell Charger Powered by Sun

4S 18650 Li-ion Battery Cell Charger Powered by Sun: The motivation to undertake this project was to create my own 18650 battery cell charging station that will be a vital part in my future wireless (power wise) projects. I chose ...

How To DIY Powerwall/Backup Power System with Aolithium LiFePO4 Battery

Table of Contents:[hide] 1 Advantages of Aolithium LiFePO4 battery 2 Components Needed to Build a DIY Powerwall/Backup Power System 2.1 AoLithium LiFePO4 Battery 2.2 Battery Management System (BMS) 2.3 Inverter 2.4 Charge Controller 2.5 Solar Panels 2.6 Wires and Connectors 2.7 Tools Required 3 Step-by-Step Guide to Building a DIY ...



[DIY Li-Ion Jumper Box \(and battery bank\)](#)

I've got oodles of Li-Ion batteries around for my flashlights, and I want to put them into use in something productive. Has anyone seen an empty battery box that can run 4x 18650 in series to jump a car battery, but also has a USB plug for charging devices? Or, at the very least, seen a battery box that could be wired up with



heavier gauge wires with batteries in ...



Contact Us

For catalog requests, pricing, or partnerships, please visit:
<https://www.vdbconstruction.co.za>