

# **Analysis of wind power output curve**





## Overview

---

What is wind turbine power curve?

The wind turbine power curve shows the relationship between the wind turbine power and hub height wind speed. It essentially captures the wind turbine performance. Hence it plays an important role in condition monitoring and control of wind turbines.

What are the roles of wind power curve modeling?

The roles of wind power curve modeling are analyzed from four perspectives: wind power forecasting, wind turbine condition monitoring, wind energy potential estimation and wind turbine selection.

How can power curves be used to monitor wind turbine performance?

Power curves can be used for monitoring the performance of turbines. For this, a benchmark curve which represents the performance of a normally operating turbine is required. This reference curve can be extracted from measured power output and wind speed data of wind turbines.

How do wind power curves contribute to wind power forecasting?

Wind power curves mainly contribute to wind power forecasting, wind turbine condition monitoring, estimation of potential wind energy and wind turbine selection. These are now discussed. 2.1. Wind power forecasting Accurate prediction of wind power is critical to increasing the utilization of wind in the electricity grid.

What is the power curve of a pitch regulated wind turbine?

Typical power curve of a pitch regulated wind turbine. The power curve of a WT indicates its performance. Accurate models of power curves are important tools for forecasting of power and online monitoring of the turbines. A number of methods have been proposed in various works to model the wind turbine power curve.




How accurate are wind turbine power curve models?

Accurate models of power curves can play an important role in improving the performance of wind energy based systems. This paper presents a detailed review of different approaches for modelling of the wind turbine power curve. The methodology of modelling depends upon the purpose of modelling, availability of data, and the desired accuracy.



## Analysis of wind power output curve

---



### Global sensitivity analysis of wind turbine power output

The same is true of wake conditions as well. However, it has been shown in McKay et al. 7 that for a turbine experiencing wake, changes in wind speed cause changes in ...

### Wind Speed Resource and Power Generation Profile Report

are categorized into different zones of a typical 12 MW offshore wind turbine power curve, where the blue and red regions produce no power, the orange region produces the rated power ...



### Applications and Modeling Techniques of Wind ...

In the wind energy industry, the power curve represents the relationship between the "wind speed" at the hub height and the corresponding "active power" to be generated. It is the most versatile condition indicator and ...

### The Power Curve Working Group's Assessment of Wind Turbine Power ...

Hence, modeling the power output in real-world conditions is a fundamental challenge. For example, the power deviation matrix (PDM) in Figure 1 displays an overprediction of power ...



### Wind Turbine Power Curve Modeling and Monitoring with ...

to generate a power curve. The bins method divides the wind speed range from 0m/s to cut-out wind speed (usually 25m/s) into 0.5m/s intervals (known as bins) and calculates the mean ...

### Modelling and analysis of real-world wind turbine power curves

In particular, in this work have been presented a simplified mathematical approach based on the elaboration of wind speed data and power output with two different ...



### Revisiting the modeling of wind turbine power curves using ...

Wind turbine power curve (WTPC) modeling from measured data is essential to predict the power generation from wind farms. Polynomial regression is commonly the first ...





## Modelling and Analysis of Real-World Wind Turbine Power Curves

Modelling and analysis of real-world wind turbine power curves: Assessing deviations from nominal curve by neural networks. Renewable energy, 140, 4 77-492.



## Multivariate wind power curve modeling using ...

The output of KNN in the case of regression depends on the values of K nearest neighbors. Modelling and analysis of real-world wind turbine power curves: Assessing deviations from nominal curve by neural ...

## Stochastic and Extreme Scenario Generation of Wind ...

Secondly, based on the historical wind power curve, a large number of wind power output scenarios are randomly generated while fully preserving its characteristics, and probabilistic supply-demand analysis is ...



## The Power Curve Working Group's assessment of wind turbine power

Abstract. Wind turbine power production deviates from the reference power curve in real-world atmospheric conditions. Correctly predicting turbine power performance requires models to be ...





### Critical analysis of methods for mathematical modelling of wind

Wind speed distribution of selected site, hub height and power output curve of chosen wind turbine, are the main factors which influence the performance of wind turbines, ...



### Enhancing Reliability in Wind Turbine Power Curve Estimation

Accurate power curve modeling is essential to continuously evaluate the performance of a wind turbine (WT). In this work, we characterize the wind power curves using ...

### An empirical model of power curve of a wind turbine

Here ( n ) can be defined as the velocity power proportionality constant. In [13, 14] a third order polynomial was used to represent the turbine output and regression was used ...



### Modelling and Analysis of Real-World Wind Turbine Power Curves

83 power curve (MPC) shows a similar trend but with real data is always scattered. This is because, 84 besides the wind speed, there are more important variables involved in turbine ...



### Wind energy potential assessment based on wind speed, its ...

If the frequency distribution of wind speed is comprehensively expressed by an estimated pdf, the wind power density and wind energy output of wind turbines can be ...



### Variability of the Wind Turbine Power Curve

Keywords: wind power; power curve; variability  
1. Introduction The wind turbine power curve relates the speed of wind blowing past a turbine to the power generated by the turbine. Wind ...

### Wind Turbine Power Curve Modelling with Logistic Functions ...

The wind turbine power curve (WTPC) is defined as the relationship between electrical power output and hub height wind speed of a wind turbine [], and it is important for ...



### Wind energy resource assessment and wind turbine selection analysis ...

The power curve, which establishes a relationship between the power of the wind turbine and the wind speed, represents the power produced by the wind turbine at ...



### Approaches to wind power curve modeling: A review and discussion

The roles of wind power curve modeling are analyzed from four perspectives: wind power forecasting, wind turbine condition monitoring, wind energy potential estimation ...



### Approaches to wind power curve modeling: A review and ...

Typically, as density is a function of temperature and humidity (as well as pressure) then it could be claimed that temperature and humidity are represented in ...

### Modelling of wind and photovoltaic power output considering ...

Based on the above data, the output curves and total output curves of wind and solar power are shown in Fig. 6 as a (1) and a (2). Download:  
[Download high-res image ...](#)



### Wind Turbine Power Curve Modeling with a Hybrid Machine ...

A power curve of a wind turbine describes the nonlinear relationship between wind speed and the corresponding power output. It shows the generation performance of a wind turbine. It plays ...



### **(PDF) Scenario analysis of wind power output based on**

Scenario analysis of wind power output based on improved k-means algorithm. February 2021; Output curve in summer of a certain wind farm in a region.




### **The windpowerlib is a library to model the output of ...**

The windpowerlib is a library that provides a set of functions and classes to calculate the power output of wind turbines. It was originally part of the feedinlib (windpower and photovoltaic) but was taken out to build up a community ...

### **Feature Extraction Approach for Distributed Wind Power**

This study addresses the integral role of typical wind power generation curves in the analysis of power system flexibility planning. A novel method is introduced for extracting ...



### [Power curve modelling of wind turbines](#)

The generic equations of the turbine P-V characteristics are usually used for studies about analysis of wind Mode approach was introduced as an alternative to typical 23 ...



### Power Curve Modeling of Wind Turbines through ...

This study proposes a novel procedure for outlier detection and elimination for estimating power curves of wind farms by employing clustering algorithms of vector quantization and density-based spatial clustering of ...




### (PDF) A Critical Review on Wind Turbine Power Curve Modelling

Power curve of a wind turbine depicts the relationship between output power and hub height wind speed and is an important characteristic of the turbine.

### What is: Power Curve

Power Curves in Wind Energy. In the context of wind energy, the power curve of a wind turbine is crucial for determining its efficiency and energy output at various wind speeds. The curve ...



### [Power curve modelling of wind turbines](#)

This paper provides a comprehensive study for the estimation of the P-V turbine models by using polynomial, exponential, and ratio power curves with different expressions. In order to validate the estimated P-V ...



## **Output Power Modeling of Wind Turbine Based on State Curve Analysis**

Download Citation , Output Power Modeling of Wind Turbine Based on State Curve Analysis , Background In wind power generation, the power curve can reflect the overall ...



## **Contact Us**

---

For catalog requests, pricing, or partnerships, please visit:  
<https://www.vdbconstruction.co.za>