

# Annual investment in renewable energy by country



European Warehouse



7-15 days Delivery

ONE-STOP SOLUTION

65kWh 30kW

130kWh 30kW


130kWh 60kW





## Annual investment in renewable energy by country

---




### [Renewable energy statistics 2024](#)

Renewable energy statistics 2024 provides datasets on power-generation capacity for 2014-2023, actual power generation for 2014-2022 and renewable energy balances for over 150 countries and areas for 2021-2022.

### [Renewable energy investment](#)

Investment in renewable energy, given as the percentage of each nation's gross domestic product (GDP) in 2015. Licenses: All visualizations, data, and articles produced by Our World in Data are open access under the Creative Commons BY license. You have



### **Global Goal of Tripling Renewables Needs USD 1.5 Trillion Investment**

Furthermore, annual investment in renewable capacity would have to triple, from a new record high of USD 570 billion in 2023 to USD 1.5 trillion every year between 2024 and 2030, confirms the first official progress report of the landmark energy goals established

### **Executive summary - Renewables 2024 - Analysis**

Global renewables growth set to outpace current government goals for 2030. Global renewable capacity is expected to grow by 2.7 times by 2030, surpassing countries' current ambitions by

...




### [Renewable energy and jobs: Annual review 2023](#)

13.7 million Global renewable energy jobs in 2022, up from 12.7 million in 2021. Close to two-thirds of all jobs are in Asia, where China alone accounts for 41% of the global total. 4.9 million Solar photovoltaic (PV) jobs in 2022; among renewable energy technologies, solar PV is the fastest-growing sector, accounting for more than one-third of the total renewable energy ...



### [Renewable energy and jobs: Annual review 2024](#)

The eleventh edition of IRENA's Renewable energy and jobs: Annual review - the fourth consecutive report produced in collaboration with the International Labour Organization (ILO) - provides the latest data and estimates of renewable energy employment globally.



### **Renewable energy capacity worldwide by country 2023**

The leading countries for installed renewable energy in 2023 were China, the U.S., Brazil. China was the leader in renewable energy installations, with a capacity of around 1,453 gigawatts. The U



## Executive summary - Renewables 2024 - Analysis

Renewable electricity use in the transport, industry and buildings sectors accounts for more than three-quarters of the overall rise in forecasted global renewable energy demand. This increase boosts the share of renewables in final energy consumption ...



### List of countries by renewable electricity production

226 ?· This is a list of countries and dependencies by electricity generation from renewable sources each year. Renewables accounted for 28% of electric generation in 2021, consisting of ...

### Clean energy investment is extending its lead over fossil fuels

Investment in clean energy technologies is significantly outpacing spending on fossil fuels as affordability and security concerns triggered by the global energy crisis strengthen the momentum behind more sustainable options, according to a new IEA report. About



#### GRADE A BATTERY

LiFePO4 battery will not burn when overcharged/over discharged, overcurrent or short circuit and can withstand high temperatures without decomposition.



### [World Energy Investment 2024 - Analysis](#)

This year's edition of the World Energy Investment provides a full update on the investment picture in 2023 and an initial reading of the emerging picture for 2024. The report provides a global benchmark for tracking capital flows in the energy sector and examines how



### These are the top 10 countries by energy transition investment

China increased its overall energy transition investment by 60% from 2020 levels, further cementing its position as a global leader. The country's wind and solar capacity ...



### Clean energy investment worldwide by major country ...

In 2019, China pumped some 83.4 billion U.S. dollars into clean energy research and development. The United States and Japan had the second and third highest clean energy investments that



### Investments in Renewables Reached Record High, But

New report finds glaring disparities between investments in developed and developing countries, calls for substantial increase in financial flows from Global North to South. Madrid, Spain, 22 February 2023 - The report Global Landscape of Renewable Energy Finance 2023 reveals that global investment in energy transition technologies last year--including ...



Lower cost larger system

Verified Supplier

20kwh  
30kwh

### Investment in renewable energy, by technology

Global investment in renewable energy technologies, expressed in US dollars not adjusted for inflation. Licenses: All visualizations, data, and articles produced by Our World in Data are open access under the Creative Commons BY ...



## Investment

However, annual investments need to at least quadruple to remain on track to achieve the 1.5 C Scenario in IRENA's World Energy Transitions Outlook 2023. Investment in renewable energy was also unprecedented - at USD 0.5 trillion - but represented less



## Who Is Driving Investment in Renewable Energy?

Global investment in renewable energy has almost doubled in the past decade. During this time, Europe lost its position as a top investor in renewables, being overtaken by China and the United

## Annual investment in clean energy by selected country and ...

2024 values are estimated. Low-emissions fuels= modern bioenergy, low-emissions H2 based fuels, and CCUS associated with fossil fuels. Annual investment in clean energy by selected ...



## [Renewable Energy Investment Tracker, 1H 2021](#)

1 Renewable Energy Investment Tracker, 1H 2021 - abridged version Executive summary \$174.3 billion Global new investment in renewable energy in 1H 2021 509% Increase in renewable public market offerings compared to 1H 2020-30.5% Decrease in overall wind



### Scaling-Up Renewable Energy in Africa

Net metering policies, which allow owners of distributed solar systems to be compensated for excess generation they feed back into the grid, are on the books in 29% of African nations. Share of total to Africa 0% 10% 20% 30% 40% 50% 0 100 200 300 400 500



### **List of countries by renewable electricity production**

This is a list of countries and dependencies by electricity generation from renewable sources each year. Renewables accounted for 28% of electric generation in 2021, consisting of hydro (55%), wind (23%), biomass (13%), solar (7%) and geothermal (1%).

### **Global renewable energy investments by region 2023 , Statista**

In 2023, the largest regional investments into renewable energy came from China and Europe. Premium Statistic Global renewable energy investment by sector 2022 Premium Statistic Costa Rica



### **Annual change in renewable energy generation, 2023**

Change in renewable energy generation relative to the previous year, measured in terawatt-hours and using the substitution method. For example, if a country's nuclear power generated 100 TWh of electricity, and assuming that the efficiency of a standard the



## Annual investment in clean energy by selected country and ...

Annual investment in clean energy by selected country and region, 2019 and 2024 - Chart and data by the International Energy Agency. About News Events Programmes Help centre Skip navigation Energy system



## Investment trends

Renewable Energy Employment by Country  
Capacity and Generation Country Rankings  
Regional Trends Statistics Time Series  
Technologies Climate Change Avoided Emissions  
Calculator Costs Global Trends Global LCOE and  
Auction values Solar costs

## Global renewable energy investments by region 2023 , Statista

In 2023, the largest regional investments into renewable energy came from China and Europe. China alone invested over 273 billion U.S. dollars, while Europe contributed ...



## Overview and key findings - World Energy Investment 2024

The annual World Energy Investment report has consistently warned of energy investment flow imbalances, particularly insufficient clean energy investments in EMDE outside China. There are tentative signs of a pick-up in these investments: in our assessment, clean energy investments are set to approach USD 320 billion in 2024, up by more 50% since 2020.



## [Renewable Energy Statistics 2022](#)

Download Renewable energy highlights The International Renewable Energy Agency (IRENA) produces comprehensive, reliable datasets on renewable energy capacity and use worldwide. Renewable Energy Statistics 2022 provides datasets on power-generation capacity for 2012-2021, actual power generation for 2012-2020 and renewable energy ...



## **Increase in annual clean energy investment in selected**

Increase in annual clean energy investment in selected countries and regions, 2019-2023 - Chart and data by the International Energy Agency. About News Events Programmes

## **Contact Us**

---

For catalog requests, pricing, or partnerships, please visit:  
<https://www.vdbconstruction.co.za>