

Calculation method of annual power generation of wind power station





Overview

Now, let's take a look at the red curve with $k = 2$, which is the one often shown by manufacturers: If the average wind speed at hub height is 4.5 m/s, then the machine will produce roughly 0.5 GWh, or 500,000 kWh, per year. At 9 meters per second of average wind speed, it can produce 2,400,000 kWh annually. As a

The capacity factor of a wind turbine at a given site is another metric by which its yearly energy production may be expressed. When we talk about a machine's "capacity factor," we're referring to the ratio between its

Possessing a high capacity factor is usually seen as an asset; however, it may not always be cost-effective. People used to nuclear or conventional technologies sometimes misunderstand.

Thus, in summary, extreme caution must be used when comparing and assessing the performance of different wind farms. Use production-based availability to provide a fair comparison of performance in terms of energy losses.

How accurate are wind turbines' annual energy production (AEP) estimates?

Accurately estimating wind turbines' annual energy production (AEP) is a paramount for planning and performance assessment of wind power projects. Inaccurate estimates during the planning phase could result in lower/higher project economic feasibility. This leads to financial consequences in the project's contractual agreement.

How to calculate the cost of a wind turbine?

Economical Analysis of the Data One of the most important studies that have to be carried out while establishing a wind turbine to a region is the calculation of kWh power cost. Generally, the cost of one wind power project per kWh is found by proportioning the annual total cost to the annual power generation amount.

How to calculate AEP for a wind farm?



PARK is a very flexible tool for calculating the AEP (Annual Energy Production) for one or more wind farms. Use time-series to perform modern calculations or use wind statistics. Both tested by time, each with benefits. Distinguish between new turbines, existing turbines and neighboring turbines. Quantify new losses. All in one step.

How much energy does a wind farm produce a year?

The wind farm's annual energy production (AEP) in the first 12-month period was 39,599 MWh, compared to 36,864 MWh in the second year. The second year's reduction in energy production is mainly due to the lower mean wind speed.

How is annual energy production determined?


Annual energy production was determined for various average wind speeds at the turbine hub height for each of the three Weibull parameters (1.5, 2.0, and 2.5).

What is the capacity factor of a wind power plant?

The capacity factor, which is the most important parameter during the definition of wind energy potential of one region, is identified as the proportion of energy generated by a wind power plant to the energy that has to be generated at nominal power .



Calculation method of annual power generation of wind power stati



SNG Generation via Power to Gas Technology: Plant Design and Annual ...

Power to gas (PtG) is an emerging technology that allows to overcome the issues due to the increasingly widespread use of intermittent renewable energy sources ...

Wind Power Plant: Diagram, Parts, Working & Advantages

It's Cost of Power Generation and Calculation. Definition of Wind Power Plant. Working of Wind Power Plant. The wind turbines or wind generators use the power of the ...



Factors affecting the calculation of wind power potentials: A ...

The power generation of a wind turbine is dependent on wind speed and rotor area (see (1)). Furthermore, the spacing of wind turbines and the available suitable area ...

[JET Renewable Power Generation](#)

The analysis shows that the capacity factor for global onshore wind power generation mainly ranges from 0.21 to 0.34, with a peak in the range of 0.30 to 0.34. About 15% of the onshore wind resources have a capacity ...



Estimation of Wind Energy Production

As can be clearly seen, the Enercon E-53 and Gamesa G-58 wind turbines are generating more energy in the wind speed range from about 6 m/s to 12 m/s which occur more frequently than ...

A Method for Estimating Annual Energy Production ...

Annual energy production (AEP) is simulated by transforming the simulated wind speed values via the power curve of the wind turbine at the site. The proposed Monte Carlo approach is generic and is applicable for all ...



Wind Turbine Calculator

Wind turbines convert the kinetic energy from the wind into electricity. Here is a step-by-step description of wind turbine energy generation: Wind flows through turbine blades, causing a lift force which leads to the rotation of the blades..

...



Wind Resource and Wind Power Generation Assessment for ...

The second exercise consists of the calculation of the annual energy production of a wind power plant, where the students can assess the influence of different factors (wind ...

- LiFePO₄ Battery, safety
- Wide temperature: -20~55°C
- Modular design, easy to expand
- The heating function is optional
- Intelligent BMS
- Cycle Life: > 6000
- Warranty: 10 years



[Design and Energy Estimates for Wind Farms](#)

This paper will focus on the procedures used in designing a large scale wind farm and the methods to estimate the expected energy generated. Index Terms- wind energy, wind power ...

(PDF) Comparison of Three Methods for Wind Turbine

This method for wind power calculation is known as quasi P wind is the wind power generation, P (v) is the power-curve of wind turbine and f RLH(v) is the wind distribution ...



The efficiency of wind power companies in electricity generation

The wind power company Crno Brdo, or its wind turbines, is located near the town Sibenik in Croatia. There are 7 wind turbines installed in total power of 10.5 MW and the ...




Pipeline for Annual Averaged Wind Power Output Generation ...

In this article, an abstract framework for annual averaged wind power output generation prediction of wind turbines is presented which is heavily based on large wind speed ...



LFP 12V 200Ah



A WGAN-GP-Based Scenarios Generation Method for ...

A WGAN-GP-Based Scenarios Generation Method for Wind and Solar Power Complementary Study . by Xiaomei Ma. As shown in Table 2, the average annual wind speed in the eight regions is above 5 m/s, and the ...

Overall Design and Power Generation Calculation of ...

Based on the data of Shanyin meteorological station and Solargis database, this paper evaluates the local solar energy resources, and carries out the overall scheme design ...



Fast Cumulant Method for Probabilistic Power Flow Considering ...

The repeated power flow (RPF) calculation is combined with the PPF method, and, hence, the probabilistic repeated power flow (PRPF) method is proposed to calculate the ...





Calculation of economic transmission connection capacity for wind power

A method for evaluating the required transmission connection capacity from an area dominated by wind generation to the main interconnected system is presented, based on ...



A new method for estimating the annual energy production of ...

Accurately estimating wind turbines' annual energy production (AEP) is a paramount for planning and performance assessment of wind power projects. Inaccurate ...



Wind Power Station

According to a calculation based on International Energy Agency (IEA) statistics, in the world's power generation structure of 2013 the proportions of coal-fired, oil-fired, gas-fired, nuclear, ...



A modular framework for estimating annual averaged power ...

The main aim of this framework is the determination of averaged annual wind power output generation values based on arbitrary power curve modeling techniques and ...





Layout Optimization Planning of Hybrid Offshore Wind-Solar PV Power ...

Layout optimization of the hybrid offshore wind-solar PV plant is a critical factor in maximizing power generation. Power generation from WTs is affected if appropriate spacing ...




Optimal dispatching of wind-PV-mine pumped storage power station...

China has abundant wind and solar energy resources [6], in terms of wind energy resources, China's total wind energy reserves near the ground are 32×10^8 kW, the ...

(PDF) Wind power plant site selection: A systematic review

Considering that planet earth's resources are limited, especially when considering its multiple demands of use, it becomes important to identify the most suitable locations for the ...



Analysis of Wind Data, Calculation of Energy Yield Potential, and

Annual 38.352 GWh power generation has been calculated for the wind power plant formed with six 2 MW VESTAS V80 wind turbines. In this case, annual income has been ...



A Short-Circuit Current Calculation Model for Renewable Power ...

With the large-scale integration of renewable energy into the grid, traditional short-circuit current (SCC) calculation methods for synchronous generators are no longer ...

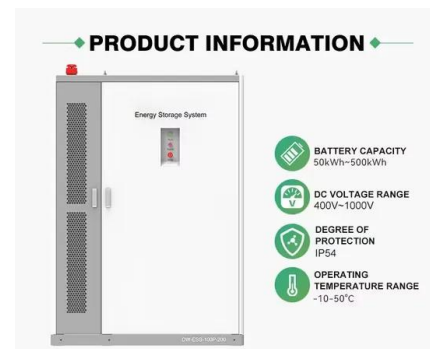


Analysis of Wind Data, Calculation of Energy Yield ...

The parameters required for building a wind power plant have been calculated using the fuzzy logic method by means of Wind Atlas Analysis and Application Program (WASP) in this study.

windPRO

PARK is a very flexible tool for calculating the AEP (Annual Energy Production) for one or more wind farms. Calculate Annual Energy Production. Combine flow and wake models with site data to calculate the energy yield of multiple ...



Plant Load Factor and its Calculation

Plant Load Factor is one of the performance parameter of a power plant. It is a degree of plant capacity utilization for a period of time. More the PLF, more will be the revenue of the plant. Alternatively, higher the PLF, ...



Deep offshore wind farm planning and cost calculation tools

The aims of this tool are to compute the total energy yield by a generic Wind Power Plant (WPP) of sets generated is N rvg x N std for a particular wind farm with N wt wind turbines. o Step ...

LIQUID COOLING ENERGY STORAGE SYSTEM

EMS real-time monitoring
No container design
flexible site layout



Cycle Life **≥ 8000** Nominal Energy **200kwh** IP Grade **IP55**

An Energy Loss Calculating Method for Wind Power System ...

an efficient and simple energy-loss-calculation method for wind power system is worth studying. This paper proposes an energy loss calculating method for wind power system based on the ...



Energy storage capacity optimization of wind-energy storage ...

Generating income refers to the income generated by actual power generation of WESS, and the calculation formulas are as follows: (11) f
 $Z = k w \times ? P w s t \times ? t$ (12) P w s ...



Contact Us

For catalog requests, pricing, or partnerships, please visit:
<https://www.vdbconstruction.co.za>