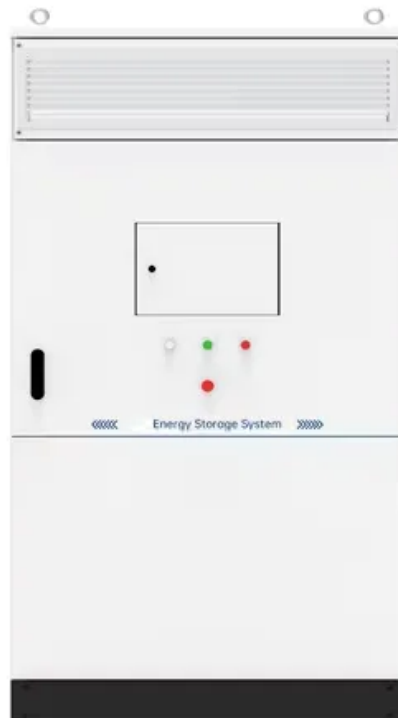


Comparison of wind power and coal-fired power generation costs





Overview

*LCOE estimates for nuclear power from Lazard are "based on the then-estimated costs of the and US-focused". In 2023, Bank of America conducted a LCOE study in which it postulated that existing LCOE estimates for renewables do not account for fossil fuel or battery backup and therefore levelized full system cost of electricity (LFSCOE) would.



Comparison of wind power and coal-fired power generation costs



Comparison of the LCOE between coal-fired power plants with ...

Several recent studies assessed the time when wind power could reach grid parity [36,37,48,57] by comparing the generation costs of wind and coal power with projections ...

Life Cycle Cost of Electricity Production: A Comparative Study of Coal ...

The improved LCOE model is applied to three representative kinds of power generation, namely, coal-fired, biomass, and wind power in China, in the base year 2015.



Renewable Power Remains Cost-Competitive amid Fossil Fuel Crisis

Renewable Power Generation Costs in 2021, published by the International Renewable Energy Agency (IRENA) today, shows that almost two-thirds or 163 gigawatts ...

The future of coal and renewable power generation in Australia: ...

The effect of this exhaustion is well described by McNerny et al. (2011) in a time series analysis which show only a gradual fall in coal fired power generation costs when ...




Life Cycle Cost of Electricity Production: A Comparative ...

The improved LCOE model is applied to three representative kinds of power generation, namely, coal-fired, biomass, and wind power in China, in the base year 2015. Results show that the internal cost of coal-fired, ...

Renewable power generation costs in 2020

There was no disruption to the trend in continued cost declines for solar and wind power, either. In 2020, the global weighted-average levelised cost of electricity 4 The fossil fuel-fired power ...



Wind power compared to conventional power generation

As shown in Figure 6.2, the competitiveness of wind-generated power increases significantly: costs at the inland site become lower than generation costs for the natural gas plant and only ...



LEVELIZED COST OF ELECTRICITY IN INDONESIA

it possible to compare the cost of electricity produced by different kinds of the cost drivers for different power generation technologies, and the impact on LCOE if these component ...



Comparative Analysis of Electricity Generation Costs by Source

%PDF-1.4 %â€œ 1 0 obj > endobj 2 0 obj >>> endobj 3 0 obj > stream application/pdf Comparative Analysis of Electricity Generation Costs by Source Hatch uuid:9d597d01-044c ...

Majority of New Renewables Undercut Cheapest Fossil Fuel on Cost

The outlook till 2022 sees global renewable power costs falling further, with onshore wind becoming 20-27 per cent lower than the cheapest new coal-fired generation ...



Renewable Power Generation Costs in 2022

In 2010, the global weighted average LCOE of onshore wind was 95% higher than the lowest fossil fuel-fired cost; in 2022, the global weighted average LCOE of new onshore wind projects ...



Renewable Power Generation Costs in 2023

The new renewable capacity added since 2000 is estimated to have reduced electricity sector fuel costs in 2023 by at least USD 409 billion, showcasing the benefits renewable power can ...



Comparing wind turbine power consumption to coal and gas

A single turbine at Infigen's Lake Bonney wind farm generated 7,327 Mwh. For comparison, an average Australian household consumes about 6.6 Mwh over a year. new ...

Renewable Power Generation Costs in 2020

The decade 2010 to 2020 saw renewable power generation becoming the default economic choice for new capacity. In that period, the competitiveness of solar (concentrating solar power, utility-scale solar photovoltaic) and offshore wind ...



Power plant O& M: how does the industry stack up ...

Onshore wind power (\$46 per kW) Access is the predominant issue for wind turbine O& M, as the stark disparity between costs for onshore and offshore wind farms demonstrates. Operation and maintenance costs at ...



FactCheck: does coal-fired power cost \$79/kWh and ...

The claim that coal-fired power energy costs \$79 a kilowatt-hour and wind power costs \$1502 a kilowatt-hour pops up a few times on websites of groups opposing the renewable energy target, climate



[Clash of the Titans: Wind Power vs Coal Power](#)

Some estimate wind power to have a 30-year life though the nearby Pinnacle wind project with its 23 turbines is having its blades and turbines replaced after only 10 years ...



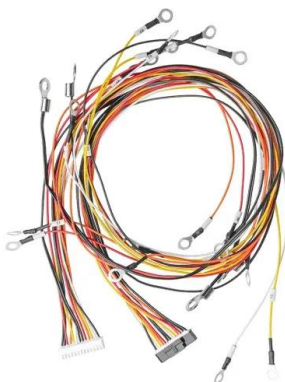
Comparison of the LCOE between coal-fired power plants with ...

China is a coal dominated country, where CCS has a great potential to be used in coal-fired power plants (CFPP) but it is limited by the high investment cost. The ...



[Levelized cost of energy by technology](#)

The average cost per unit of energy generated across the lifetime of a new power plant. This data is expressed in US dollars per kilowatt-hour. It is adjusted for inflation but does not account for differences in the cost of living between ...





Comparison of Cost and Benefits between Wind Power Generation and Coal

The usage rate of terms such as Power Generation Control, Power Grids, Wind Power Plants, and Wind Turbines has significantly increased, and the corresponding growth ...




GenCost: cost of building Australia's future electricity ...

The report highlights wind power's slower recovery from global inflationary pressures, resulting in upward revisions for both onshore and offshore wind costs over the next decade. Despite this, updated analysis reaffirms that ...

Coal vs. renewables: Least-cost optimization of the Indonesian power ...

In the RE cost reduction scenario, as in the combined policies scenario, coal-fired power plants need to be ramped down from 34 GW to close to zero between 06:00 and 09:00, ...



Global Energy Review: CO2 Emissions in 2021 - ...

The recourse to coal-fired electricity generation in 2021 was compounded by record high natural gas prices. The costs of operating existing coal plants across the United States and many European power systems were ...



Cost of electricity by source

Overview Global studies Cost metrics Cost factors Regional studies See also Further reading

*LCOE estimates for nuclear power from Lazard are "based on the then-estimated costs of the Vogtle Plant and US-focused". In 2023, Bank of America conducted a LCOE study in which it postulated that existing LCOE estimates for renewables do not account for fossil fuel or battery backup and therefore levelized full system cost of electricity (LFSCOPE) would ...



Operating ratio and cost of coal power generation

4 Cost of coal power generation 46 4.1 Capital costs 48 4.2 Operation and maintenance (O& M) costs 50 4.2.1 Outsourcing O& M 58 4.2.2 Cost analysis with automation 66 4.3 Levelised cost ...

Comparison of gas generation and coal-fired power generation ...

It is to guide the natural gas power generation capacity reaching 110 million kw in 2020 according to "Natural gas development "thirteen five" plan", and the natural gas power ...



Life Cycle Cost of Electricity Production: A Comparative Study of Coal ...

representative kinds of power generation, namely, coal-fired, biomass, and wind power in China, in the base year 2015. The external cost is quantified based on the ReCiPe model and an ...



Effectiveness of clean development policies on coal-fired power

Coal-fired power will remain China's primary source of electricity for a long time to come. The clean development of coal-fired power generation has become an important ...

12V 10AH



Levelized cost of energy by technology

Solar power generation; The cost of 66 different technologies over time; The long-term energy transition in Europe; Thermal efficiency factor applied to non-fossil energy sources to convert ...

Comparison of Coal-fired and Natural Gas-fired Power Plants as

To achieve a sustainable power generation industry it is necessary to study the environmental impacts and economic costs of all aspects of a power generation plants' ...



Projected Costs of Generating Electricity 2020 - Analysis

With the assumed moderate emission costs of USD 30/tCO₂ their costs are now competitive, in LCOE terms, with dispatchable fossil fuel-based electricity generation in ...



Life cycle assessment and environmental cost accounting of coal-fired

Some attempts have been made to analyze the environmental impacts of coal-fired power generation using LCA and other methods. For example, Say et al. (2007) ...

Highvoltage Battery



LPW48V100H
48.0V or 51.2V



Coal Power vs Solar Power: Which Is More Efficient?

Coal-fired power stations convert thermal energy from burning coal into electrical energy. This traditional method of power generation has been the backbone of global ...

Contact Us

For catalog requests, pricing, or partnerships, please visit:
<https://www.vdbconstruction.co.za>