

Comsol lithium ion battery





Overview

What is a half-cell lithium-ion battery?

This cell configuration is sometimes called a “half-cell”, since the lithium metal electrode has negligible impact on cell voltage and polarization. A more realistic 2D geometry is exemplified in the model Edge Effects in a Spirally Wound Lithium-Ion Battery available in the Battery Design Module Application Library.

What is a lithium-ion battery interface?

The Lithium-Ion Battery interface is used to compute the potential and current distributions in a lithium-ion battery. Multiple intercalating electrode materials can be used, and voltage losses due to SEI layers are also included.

What is the modeled 2D cell geometry of a lithium ion battery?

The modeled 2D cell geometry is shown in Figure 2. During discharge, the positive electrode acts as the cathode and the contact of the metallic tab acts as a current collector. The negative lithium metal electrode acts as the anode and current feeder. The model defines and solves the current and material balances in the lithium-ion battery.

Where can I find the model equations for a lithium ion battery?

The model equations are found in the Battery Design Module User’s Guide. The model equations were originally formulated for 1D simulations by John Newman and his coworkers at the University of California at Berkeley. Figure 1: 3D model geometry of Lithium-ion model.

How do I contact COMSOL?

Just click on the "Contact COMSOL" button, fill in your contact details and any specific comments or questions, and submit. You will receive a response from a sales representative within one business day. Add the Battery Design Module to COMSOL Multiphysics® and model batteries in 1D, 2D, and 3D




depending on your needs.

What are the material properties of a lithium ion battery?

The material properties are those of a typical lithium-ion battery. The electrolyte consists of 2 M LiPF₆ salt in 1:2 EC:DMC (by volume) solvent and p (VDF-HFP). The electrode materials are carbon-based material for the negative electrode and Li_y Mn₂ O₄ for the positive electrode.



Comsol lithium ion battery



[1D Isothermal Lithium-Ion Battery](#)

1D Isothermal Lithium-Ion Battery. Introduction. This example demonstrates the Lithium-Ion Battery interface for studying the discharge and charge of a lithium-ion battery for a given set of material properties. The geometry is in one dimension ...

[Capacity Fade of a Lithium-Ion Battery](#)

The battery cell model is created using the Lithium-Ion Battery interface. This model uses the template model 1D Lithium-Ion Battery Model for the Capacity Fade Tutorial, that contains the physics, geometry and mesh of a lithium-ion battery. A more detailed



Thermal Modeling of a Cylindrical Lithium-Ion Battery in 2D

This example simulates an air-cooled cylindrical 18650 lithium-ion battery during a charge-discharge cycle, followed by a relaxing period. A lumped battery model is used to model the battery cell chemistry, and a two-dimensional axisymmetrical model is used to



[Lithium Battery Pack Designer](#)

The app may then be used to compute a battery pack temperature profile based on the thermal mass and generated heat associated with the voltage losses of the battery. Various battery pack design parameters (packing type, number of batteries, configuration, geometry), battery



material properties, and operating conditions can be varied.



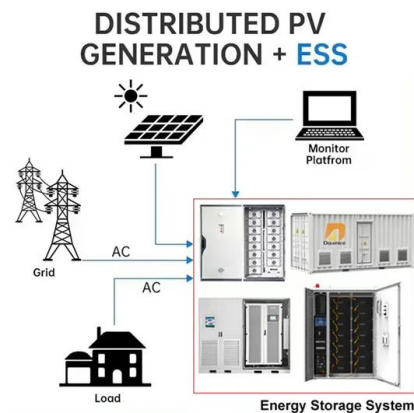
A Lithium-ion Battery Analysis at INES-CEA , COMSOL Blog

INES-CEA used COMSOL Multiphysics for their lithium-ion battery analysis. They optimized the battery combining experiments and simulations. During my time as a PhD student, a blue "Chemical Landmark" plaque was fitted to the building a couple of hundred



[Introduction to the Battery Design Module](#)

battery cell are then combined to define the cell-to-cell current distribution of the pack. The Battery Modeling Physics Interfaces The Lithium-Ion Battery interface () is tailored detailed modeling of lithium-ion batteries using liquid electrolytes and includes



2D Lithium-Ion Battery

This tutorial is a two-dimensional model of a lithium-ion battery. The cell geometry could be a small part of an experimental cell, but here it is only meant to demonstrate a 2D model setup. ...





Lithium-Ion Battery Rate Capability

Created in COMSOL Multiphysics 6.0 Lithium-Ion Battery Rate Capability 2 , LITHIUM-ION BATTERY RATE CAPABILITY Introduction A battery's possible energy and power outputs are critical to consider when deciding in which type of device it can be used.



1D Isothermal Lithium-Ion Battery

Batteries & Fuel Cells Module Application Library. 1D Isothermal Lithium-Ion Battery. Introduction. This example demonstrates the Lithium-Ion Battery interface for studying the discharge and ...



Understand, Design, and Optimize Battery Systems

The Lithium-Ion Battery interface is used to compute the potential and current distributions in a lithium-ion battery. Multiple intercalating electrode materials can be used, and voltage losses due to SEI layers are also included.



1D Isothermal Lithium-Ion Battery

This example demonstrates the Lithium-Ion Battery interface for studying the discharge and charge of a lithium-ion battery for a given set of material properties. The geometry is in one dimension and the model is isothermal. Battery developers can use the model to





?????

????? COMSOL ®
?????????????,????????????????????????,??
????????????????????,?????? ?????,????????? ...

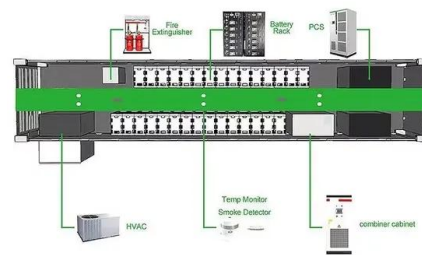


Lithium-Ion Battery with Single-Ion Conducting Solid Electrolyte

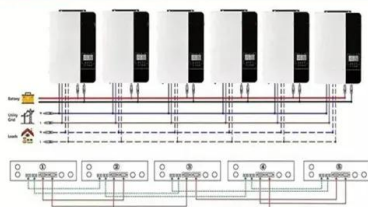
3 , LITHIUM-ION BATTERY WITH SINGLE-ION CONDUCTING SOLID ELECTROLYTEThe interface, with the single-ion conductor charge balance model, accounts for the following: o charge transport in the electrode and electrolyte using Ohm's Law, + material transport within the spherical particles that form the electrodes using Fick's

Electrode Balancing of a Lithium-Ion Battery with COMSOL®

If the electrode balancing for a lithium-ion battery isn't right, the cell open-circuit voltage will never be accurate. In this blog post, we introduce electrode balancing and how it can be derived, as well as demonstrate a fitting method to achieve the proper balance for a

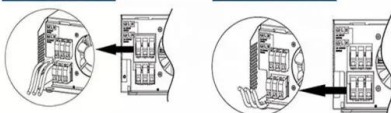


Parallel (Parallel operation up to 6 unit (only with battery connected))



AC input wires

AC output wires



1D Isothermal Lithium-Ion Battery

Solved with COMSOL Multiphysics 5.2 2 , 1D ISOTHERMAL LITHIUM-ION BATTERYThe model includes the following processes: o Electronic current conduction in the electrodes + Ionic charge transport in the electrodes and electrolyte/separator + Material transport in the electrolyte, allowing for the introduction of the effects of



1D Isothermal Lithium-Ion Battery

3 , 1D ISOTHERMAL LITHIUM-ION BATTERY+
Material transport in the electrolyte, allowing for the introduction of the effects of concentration on ionic conductivity and concentration overpotential, which in this case are obtained from experimental data + Material transport within the spherical particles that form the electrodes



Lithium-Ion Battery Rate Capability

Created in COMSOL Multiphysics 6.1 Lithium-Ion Battery Rate Capability 2 , LITHIUM-ION BATTERY RATE CAPABILITY Introduction A battery's possible energy and power outputs are critical to consider when deciding in which type of device it can be used.

Lithium-Ion Battery with Multiple Intercalating

9 , LITHIUM-ION BATTERY WITH MULTIPLE INTERCALATING ELECTRODE MATERIALS NEW In the New window, click Model Wizard. MODEL WIZARD 1 In the Model Wizard window, click 1D. 2 In the Select Physics tree, select . 3 Click Add. 4 Click Study



Thermal Modeling of a Cylindrical Lithium-Ion Battery ...

The battery canister (0.25 mm thick) is not included as a domain in the geometry, since the effect of the steel canister on the temperature profile are small, as can be seen in the Thermal Modeling of a Cylindrical Lithium-Ion Battery in 2D ...



[Introduction to the Battery Design Module](#)

The Lithium-Ion Battery, Single-Ion Conductor interface () is similar to the above interface, but uses a different default for charge-balance equation in the electrolyte, typically suitable for solid electrolytes. The Single Particle Battery interface () offers a simplified



[Capacity Fade of a Lithium-Ion Battery](#)

The battery cell model is created using the Lithium-Ion Battery interface. This model uses the template model 1D Lithium-Ion Battery Model for the Capacity Fade Tutorial, which contains the physics, geometry, and mesh of a lithium-ion battery. A more detailed

[Lithium-Ion Battery Rate Capability](#)

Created in COMSOL Multiphysics 5.6 Lithium-Ion Battery Rate Capability 2 , LITHIUM-ION BATTERY RATE CAPABILITY Introduction A battery's possible energy and power outputs are critical to consider when deciding in which type of device it can be used.



[1D Lithium-Ion Battery for Thermal Models](#)

This model is used within the Thermal Modeling of a Cylindrical Lithium-Ion Battery in 3D and Liquid-Cooled Lithium-Ion Battery Pack examples to create an average heat source in an ...



Single-Particle Modeling of Lithium-Ion Batteries

The single particle model is a simplification of the 1D formulation for a lithium-ion battery along with a few assumptions. The model is typically valid for low-medium current scenarios. Note that validity of the assumptions and applicability of the single particle model also depends on the parameter values and electrode/electrolyte chemistry used in the model.



1D Lithium-Ion Battery Drive-Cycle Monitoring

This application shows how a battery cell subjected to a hybrid electric vehicle drive cycle can be investigated using the Lithium-Ion Battery interface in COMSOL. In Figure 1, an example of an electric vehicle with three critical components of a simplified battery ...

[1D Lithium-Ion Battery for Thermal Models](#)

6 , 1D LITHIUM-ION BATTERY FOR THERMAL MODELS3 From the Particle material list, choose LMO, LiMn2O4 Spinel (Positive, Li- ion Battery) (mat3). 4 Locate the Species Settings section. In the cs,init text field, type cs0_pos. 5 Locate the Particle Transport Properties section. section.



[WHITE PAPER Modeling the Lithium-Ion Battery](#)

COMSOL WHITE PAPER SERIES MODELING THE LITHIUM-ION BATTERY 5 THERMAL MANAGEMENT AND SAFETY Most of the losses, for example ohmic losses and activation overpotentials, generate heat in the battery. In addition, in cold weather and during



Lithium-Ion Battery Internal Resistance

This tutorial digs deeper into the investigation of rate capability in a battery and shows how the Lithium-Ion Battery interface is an excellent modeling tool for doing this. However, additional products may be required to completely define and model it. Furthermore, this



ESS



2D Lithium-Ion Battery

Created in COMSOL Multiphysics 6.1 2D Lithium-Ion Battery 2 , 2D LITHIUM-ION BATTERY
Introduction This tutorial is a two-dimensional model of a lithium-ion battery. The cell geometry could be a small part of an experimental cell, but here it is only meant to

Contact Us

For catalog requests, pricing, or partnerships, please visit:
<https://www.vdbconstruction.co.za>