

# Critical clearing angle of power system is related to





## Overview

---

What is critical clearing angle?

**Definition & Formula of Critical Clearing Angle - Circuit Globe** The critical clearing angle is defined as the maximum change in the load angle curve before clearing the fault without loss of synchronism. In other words, when the fault occurs in the system the load angle curve begin to increase, and the system becomes unstable.

Does critical clearing time predict rotor angle stability margin?

In modern electric power systems, early prediction of the post-disturbance system stability and stability margin is crucial . In this paper, large-disturbance rotor angle stability evaluation is concerned. In this research area, the critical clearing time (CCT) is one of the important indexes indicating the power system stability margin.

What is critical clearing angle based on EaC?

In (a), the red (blue) area A (B) denotes acceleration (deceleration) energy. Based on the EAC, we get the critical clearing angle  $\delta_c \approx 60.25^\circ$  and the corresponding CCT  $\approx 0.136$ , as shown in (b), where if the fault clearing time is less than the CCT, the system could be stable, indicated by 0, or otherwise, indicated by 1.

Do power system parameters affect critical clearing time?

In this paper, the effects of various power system parameters on the critical clearing time are presented. The various parameters for which the analysis is presented include the machine parameters, i.e. damping, inertia constant and transient reactance, and system parameters, i.e. line impedance, transformer impedance and fault impedance.

How to evaluate power system stability?

Abstract: Evaluation of power system stability involves rotor angle stability



which is done by determining the Critical Fault Clearing Time (CFCT). That is the maximum time a severe disturbance can be applied without the system losing its stability.

What is critical clearing time (CCT) in power system transient stability studies?

Of primary importance to the utility engineers is the critical clearing time (CCT) of the fault. All power system transient stability studies primarily include calculation of the CCT and identification of the worst case scenario.



## Critical clearing angle of power system is related to

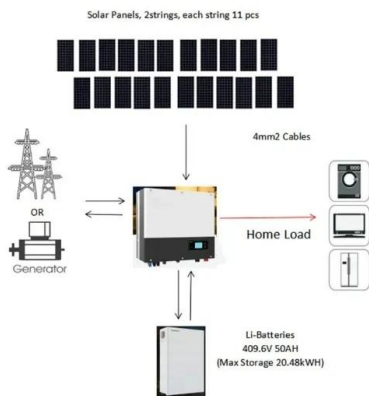



### The critical clearing angle of a power system is related to

Question Description The critical clearing angle of a power system is related to a) reactive power limit b) short circuit limit c) steady state stability limit d) transient stability limit Correct answer is option 'D'. Can you explain this answer? for Electrical Engineering (EE) 2024

### Calculation of Critically Clearing Angle MCQ [Free PDF]

Critical clearing angle and time: It is related to the transient stability limit study of power system. The maximum allowable value of the clearing time and angle for the system to remain stable are known respectively as critical clearing time and angle. The equal-area



### (PDF) Equal-area criterion in power systems revisited

The classic equal-area criterion (EAC) is of key importance in power system analysis, and provides a powerful, pictorial and quantitative means of analysing transient ...

### Toward Simulation-free Estimation of Critical Clearing Time

arXiv:1506.07152v2 [cs.SY] 27 Nov 2015 IEEE TRANSACTIONS ON POWER SYSTEMS, VOL., NO., NOV. 2015 1 Toward Simulation-free Estimation of Critical Clearing Time Thanh Long Vu, Member, IEEE, Surour Al Araifi, Student Member,



IEEE, Mohamed




### Equal Area Criterion

Here, the clearing angle is given by  $\delta_{cr}$ , the critical clearing angle. Since,  $A_2 = A_1$ . We get The critical clearing angle is related to the equality of areas, it is termed as equal area criterion. It can be used to find out the utmost limit on the load which the system

### ECE 422: Lecture 22

ECE 422: Power Systems Analysis Session 35; Page 5/12 Spring 2016 If the generator above has inertia constant of  $H = 6$  MJ/MVA and  $P_m$  (equal to  $0.6 P_{max}$ ) is 1.0 per-unit power, find the critical clearing time for the condition. Use  $t = 0.05$  to plot necessary swing



### Critical Clearing Time and Angle for Power Systems Postfault ...

The critical conditions such as critical clearing time (CCT) and critical clearing angle (CCA) were obtained. The computation of CCA and CCT is carried out step by step using the characteristics of the faulted and postfault trajectories from given initial conditions until their intersection point.



### Equal-area criterion in power systems revisited

Based on the EAC, we get the critical clearing angle  $\gamma_c \approx 60.25^\circ$  and the corresponding CCT  $\approx 0.136$ , as shown in (b), where if the fault clearing time is ...



### Single Value Decomposition to Estimate Critical Clearing Time of ...

This paper proposes a new algorithm to estimate the critical clearing time (CCT) based on the eigenvalue calculation and the singular value decomposition using data from wide-area measurement systems.

### Investigation of Critical Fault Clearing Time by Applying Different

Abstract: Evaluation of power system stability involves rotor angle stability which is done by determining the Critical Fault Clearing Time (CFCT). That is the maximum time a severe ...



### For a fault in a power system, the term critical clearing time is

Correct Answer - Option 1 : Transient stability limit  
Critical clearing angle: It is related to the transient stability limit study of power system. The maximum allowable value of the clearing time and angle for the system to remain stable are known respectively as critical



**EE431 Lecture 9**

Equal Area Criteria Example I From the electrical model, Using the equal area criteria With  $\delta_0=0.4179$  and  $\delta_1=0.4964$ , we can solve  $\delta_2=0.7003$ , which is smaller than  $\delta_{2max} = \delta_0$  The system is stable!  $4 \sin 2.4638 \sin e$   
 $0.3 \sin 0.1 \sin 0.2 / 0.3$



**Critical Clearing Time and Angle for Power Systems Postfault ...**

Stability analysis of power systems involves the computation of the nonlinear transient dynamic trajectory of the postfault system, which depends on the initial operating conditions, the nature ...



**Locational Dependence of Inertia's Impacts on Critical Clearing Time**

Fig. 4. E fd values under different inertia values increased to 125%; in scenario (3), inertia in those selected generators is still 125%, but angle differences of generator internal voltage and bus voltage are assumed to be the same as (1). In case a, as displayed in Fig



**Single Value Decomposition to Estimate Critical Clearing Time of ...**

directly related to the capability of the power system to transfer power, i.e., every millisecond saved in fault clearing time (FCT) means more power can be transferred.





## Assessment of the Critical Clearing Time in Low Rotational Inertia

Keywords-- Angle stability, critical clearing time, low inertia, protection, stability. I. calculation. intrinsic non-linearities related to the power system components and their interactions and scale of the mathematical problem (number of components).

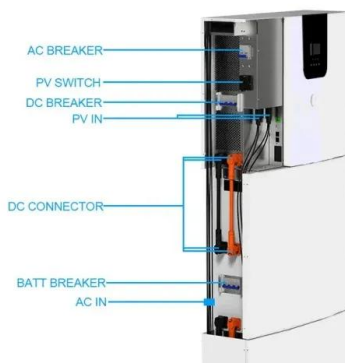


## Derivation of critical clearing angle and critical clearing time

The system would be stable under normal operation and unstable during fault occurred, after clearing faulty section to get healthy and for transmits electric The system would be stable under

## Toward Simulation-free Estimation of Critical Clearing Time

estimation of the critical clearing time, and explains how this new stability certificate can be used in practice to screen contingency for transient stability without any time-domain



## Critical Clearing Angle

The critical clearing angle is defined as the maximum change in the load angle curve before clearing the fault without loss of synchronism. In other words, when the fault occurs in the ...



The critical clearing time is related to

Correct Answer - Option 2 : Transient stability limit Critical clearing angle and time: It is related to the transient stability limit study of power system. The maximum allowable value of the clearing time and angle for the system to remain stable are known respectively

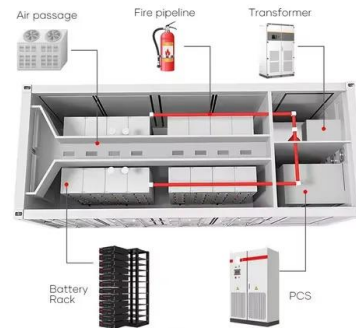


Power System Stability and Control MCOs

3. The critical clearing angle in a power system is related to: A) Frequency stability B) Transient stability C) Voltage stability D) Steady-state stability Answer: B  
4. The main objective of power system stabilizers (PSS) is to: A) Increase power flow capability

**Critical clearing angle**

The critical clearing angle, is the maximum allowable change in the power angle ? before clearing the fault, without loss of synchronism. The time corresponding to this angle is called critical clearing time, can be defined as the maximum time delay that can be allowed to clear a fault without loss of synchronism.



**(PDF) Critical Clearing Time and Angle for Power Systems ...**

Transient stability analysis is a very important tool to deal with many behaviors of electrical power systems during and after being subjected to various disturbances. this paper



Power System Stability Analysis: A Review

stability characteristics of a system are effective. V. POWER ANGLE DIAGRAM Therefore a curve is drawn showing power vs. load angle  $\delta$ , called power angle diagram as shown in Fig. 3. The maximum power will occur for  $\delta=90^\circ$ . Fig.3 Power angle diagram (P V)



**Effects of power system parameters on critical clearing time**

Various power system parameters and their effect on critical clearing time, i.e. system stability, was investigated in this paper. The parameters investigated were the machine ...

**Foundations on the Hamiltonian Energy Balance Method for Power System**

Significant progress was made in the 1980s and 1990s in the development and application of direct methods in power system transient stability analysis. However, there is still certain mistrust because most of them have been built on heuristics, simplifications and simulations. To build confidence in direct energy methods, a first version of a Hamiltonian ...



**Applied the Software of MATLAB to Calculate the Critical Clearing ...**

shown in Fig 4. The other maximum power angle  $\delta_{max} = 180^\circ - \delta_0 = 156.05^\circ$  ( $\delta_0 = 23.95^\circ$ ). A If the fault time increases over the critical clearing time, the power system lies on unstable status. The critical clearing time ( $t_{cr}$ ) is defined as the longest fault





### A study on critical clearing time (CCT) of micro-grids under fault

Some previous researches have investigated the dynamic behavior of the wind turbine. Ref. [13] reviews many technologies used to control and to improve the quality of the power generated from wind turbine system, but the authors also point out that the application of wind energy still confronts a wide range of new challenges in design, development, ...



### Investigation of Power Swing Phenomenon and Verification of Critical

2 II. Power Swing Phenomenon Large oscillations of power between two areas of a power system is called power swing phenomenon [4]. It is often caused by transmission line faults, loss of generator

### Critical Clearing Time Evaluation of Power System with UPFC by

Calculate the rotor angle of OMIB at each time interval, in the event of pre-fault, during fault and post-fault conditions. The calculation of begins with the initial formulation of OMIB motion or



## Contact Us

For catalog requests, pricing, or partnerships, please visit:  
<https://www.vdbconstruction.co.za>