

Designing a qi compliant receiver coil for wireless power systems





Overview

What is a Qi-compliant system model?

It covers the Qi-compliant system model as a basic transformer; Rx-coil measurements and system-level influences; and methods of qualifying a design for successful operation. It is assumed that the reader has a general understanding of the Qi-compliant inductive power system. Background information can be found in Reference 2.

How to choose a receiver coil?

Next is the dimensions of the receiver coil. The outer diameter would be constrained by the space available to the coil. The inner diameter is usually at most half of the outer diameter to achieve good coupling. The coil thickness has not much impact in the first iteration.

How does a Qi-compliant transformer work?

(4) The transformer in a Qi-compliant system consists of two separate physical devices, the transmitter (Tx) and the receiver (Rx), each with an isolated coil. When a Tx and Rx are placed near one another, they form a coupled-inductor relationship, simply modeled as a two-coil transformer with an air core (Figure 4).

Can transfer fundamentals be used to simplify the design of RX coils?

Therefore, an additional analysis of the load lines at multiple misalignments is recommended to determine where in the planar space the Rx discontinues operation. This article has shown that traditional transfer fundamentals can be employed to simplify the design of Rx coils for wireless power systems.

What is the coupling coefficient of a Qi-compliant transformer?

For a typical Qi-compliant system, the coupling coefficient (k) is much lower than for a traditional transformer. A traditional transformer has coupling in the range of 0.95 to 0.99.



How do coil inductance values affect wireless power transfer?

The coil inductance values can be explored accordingly. In wireless power transfer, as the coupling increases between two resonant circuits having similar resonance, the singular peak gain at the resonant frequency may start to "split" into two peaks: one at a frequency lower and one at a frequency higher than the resonant frequency.



Designing a qi compliant receiver coil for wireless power systems

12.8V 200Ah



AN3441

ASICs. The receiver is compatible with the Qi 1.1 (5W) standard and can be used in conjunction with any Qi 1.1 - compatible wireless charging transmitters (all Qi 1.2 or higher compliant base stations are also backwards compatible with Qi 1.1). The simplified

Enhancement of Wireless Power Transmission Efficiency and ...

Bill Johns KS, Tony A (2012) Designing a Qi-compliant Qi receiver coil for wireless power systems, Part 1, vol 1. Texas instruments Inc., Dallas, pp 8-14 Google Scholar Waffenschmidt E (2015) Homogeneous magnetic coupling for free positioning in



Design of a Wireless Power Transfer receiver with an ad-hoc coil ...

This paper discusses the different steps that must be followed for the design of a Wireless Power Transfer receiver implementing an ad-hoc coil. The Wireless Power Transfer ...


Designing A Qi Compliant Receiver Coil For Wireless Power, ? ...

MAXWELL to minimize the extra cross-side coupling coefficient. A wireless charging with the proposed integrated coil design is built to achieve 3.0 kW power transfer at a DC-DC efficiency ...



Resonance-filtering combo system for continuous wireless charging ...

The qi Wireless Power transfer system power class 0 specification, v1.2.3, Parts 1 and 2: interface definitions. (2012) Designing a qi-compliant receiver coil for wireless power systems, part1, TI. [Online] Available at <https://14>



High-Performance Design for Wireless Power Transfer

Texas Instruments' TIDA-00881 is designed to add the Qi-compliant wireless power functionality to other low power boards available from the company. It employs a 19mm loop, with a wireless receiver that is compatible with the Qi protocol.



Designing A Qi Compliant Receiver Coil For Wireless Power (2024)

an integrated coil design for bipolar coils in EV wireless chargers using LCC compensation topology, which simplifies the design, makes the system more compact, and increases the ...





Designing a Qi-compliant receiver coil for wireless power ...

The receiver (Rx) coil for each application may have different geometries and/or power requirements. Since the Rx coil is a key component in a successful and efficient design ...



Designing A Qi Compliant Receiver Coil For Wireless Power ...

WebDesigning a Qi-compliant receiver coil for wireless power systems, Part 1 By Bill Johns, Tony Antonacci, and Kalyan ... WebThe BD57020MWV is an IC for wireless power

Qi Compliant Wireless Power Charging Solutions for Mobile Devices

Figure 4: A Qi v1.1-compliant receiver circuit based on the wireless-power receiver chip bq51025. The output is 7 V with maximum output current of 1.4 A. Similarly, the dedicated, fixed-frequency wireless digital transmitter bq500215 complies with Qi v1.1 for power delivery up to 5 W and uses a proprietary bidirectional communication protocol to allow ...



Designing a Qi-compliant receiver coil for wireless power ...

Designing a Qi-compliant receiver coil for wireless power systems, Part 1. B. Johns, Tony Antonacci, Kalyan Siddabattula. Published 2012. Engineering. TLDR. The Qi-compliant system ...



Design of a Wireless Power Transfer receiver with an ad-hoc coil ...

DOI: 10.1109/DCIS.2015.7388586 Corpus ID: 14225036 Design of a Wireless Power Transfer receiver with an ad-hoc coil for the Qi Standard @article{Solar2015DesignOA, title={Design of a Wireless Power Transfer receiver with an ad-hoc coil for the Qi Standard}, author={Hector Solar and Maykel Alonso and Paul Bustamante and Christof Giers}, journal={2015 Conference on ...



Design of a Wireless Power Transfer receiver with an ad-hoc coil ...

Careful load-line simulation and validations tests show that it is possible to design a compact receiver with low coupling factor based on the Qi standard. This paper discusses the different steps that must be followed for the design of a Wireless Power Transfer receiver implementing an ad-hoc coil. The Wireless Power Transfer receiver follows the Qi ...

APPLICATION NOTE

2015-02-23b, RNar Page 2 of 9 APPLICATION NOTE Wireless Power Charging Coil Changing Considerations Receiver coils 1. 760 308 201 2. 760 308 101 303 4. Wireless power charge controller __ The wireless charge controller selected for this evaluation is



[Qi Compliant Wireless Charging . DigiKey](#)

Rapidly implement Qi compliant 15 Watt wireless power transmitters and receivers using an STWLC33 receiver and STWBC-EP controller. Stephen Evanczuk Stephen Evanczuk has more than 20 years of experience writing for ...



Design of a Qi Wireless Charging Device

How Qi Wireless Power Transfer Works: The basic physical principle supporting Qi wireless power transfer is called magnetic induction, where flux lines generated from a time-varying magnetic field (~120KHz) within the Transmitter coil creates an electromotive



Application of wireless power transfer technologies and ...

For the co-axial configuration of the transmitter coil and the receiver coil, a Qi standard compliant wireless charging kit and a custom charging circuit are successfully applied to charge wireless sensors on small rotating test rigs. In order to harvest and store



Wireless Charging Technology , Mouser Electronics

Fundamentally important to achieving a Qi-compliant wireless charging system, is proper implementation of the magnetics. To help achieve this end, the Qi standard outlines the physical requirements for the transmitter and receiver coils, as well as their alignment and





Designing A Qi Compliant Receiver Coil For Wireless Power ...

Designing A Qi Compliant Receiver Coil For Wireless Power Power Sources and Supplies: World Class Designs Marty Brown 2011-04-08 Newnes has worked with Marty Brown, a leader in the field of power design to select the very best design-specific material from the




Designing A Qi Compliant Receiver Coil For Wireless Power, ? ...

Designing A Qi Compliant Receiver Coil For Wireless Power ??? Application-Oriented Coil Design in Wireless Charging Systems Tianze Kan,2018 The concept of wireless power is originated from Heinrich Hertz and well known by the work of Nikola Tesla



Basics of wireless power transmission design

One way Qi systems detect foreign objects in the charging path is to calculate the power lost between the transmitter and receiver. When it exceeds a threshold, the system shuts down. Facilities for foreign object detection (FOD) involve a continual calculation of power lost between the transmitter and receiver.



Wireless Power Design Kit - Medium Power

Transmitter Module, Receiver Module and LED Load Module compliant to Qi v1.2.2 Abstract ROHM Semiconductor and Würth Elektronik (WE) offers this wireless power design kit (order code 760308MP) to demonstrate the advantages of

Single Phase Hybrid

- 5 Year Warranty Period
- Global Leading Inverter Brand
- Top 3 World Single Phase PV Inverter Supplier



Designing A Qi Compliant Receiver Coil For Wireless Power



LFP 48V 100Ah

Read Online Designing A Qi Compliant Receiver Coil For Wireless Power DoD SBIR 2021.2 , SBIR.gov We would like to show you a description here but the site won't allow us. Advanced sandwich structures for thermal protection iMedia Store is a retail outlet for

[Wireless power transfer coil design](#)

Wireless power transfer coil design. Introduction. The primary function of a wireless power transfer system is usually to provide a reliable power supply across a distance. A commonly used ...

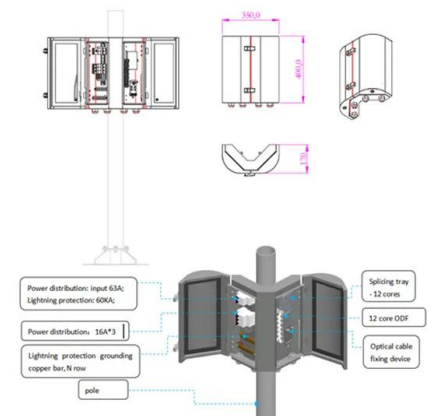


Designing a Qi-Compliant Receiver Coil for Wireless Power ...

This paper provides the technical insight needed to realize a successful Rx-coil design. It covers the Qi-compliant system model as a basic transformer, Rx-coil measurements and system ...

Designing A Qi Compliant Receiver Coil For Wireless Power (2024)

frequency, over 95% coil-to-coil efficiency, and large distance (20~40cm) wireless power transfer systems that achieve very low flux density in the air-gap. Design methodologies for resonant circuits as a part of a magnetically coupled system using lumped parameter





TI Designing A Qi Compliant Receiver Coil PDF

TI-Designing-a-Qi-compliant-receiver-coil.pdf - Free download as PDF File (.pdf), Text File (.txt) or read online for free. Scribd is the world's largest social reading and publishing site.

AN235387

A Qi-compliant wireless power transmitter unit with WLC1115 is shown in Figure 2 for the MP-A11 coil. A Qi-certified transmitter seamlessly works with a Qi-certified receiver irrespective of the make or the Qi Standard used. The most common power supply to



Designing a Qi-compliant receiver coil for wireless power systems...

Designing a Qi-compliant receiver coil for wireless power systems, Part 1 Overview The implementation of the Wireless Power Consortium's (WPC's) Qi standard1 brings wireless power to many dif-ferent end applications. The receiver (Rx) coil for each

Adapting Qi-compliant wireless-power solutions to low-power wea

"Designing a Qi-compliant receiver coil for wireless power systems," Analog Applications Journal (3Q 2012). 4. Bill Johns, " Low Power Transmitter Reference Design, bq500211," Reference Design (April 2014).





114KWh ESS



ISO 9001 ISO 14001 PICC RoHS CE MSDS UN38.3 UK CA IEC

???Adapting Qi Qi-compliant???????????????

An available Qi-compliant receiver and transmitter can be optimized for a low-power wireless system by carefully tailoring the coil sizes and external component values to

Contact Us

For catalog requests, pricing, or partnerships, please visit:
<https://www.vdbconstruction.co.za>