

# **Europe renewable energy percentage 2022**





## Europe renewable energy percentage 2022

---

### [Renewable energy in Europe](#)



Wind energy in Europe Wind energy is the greatest renewable contributor to the EU's power mix. Electricity generation from wind sources grew to 421 terawatt hours in 2022, having seen the

### [Renewable Energy Statistics 2022](#)

Download Renewable energy highlights The International Renewable Energy Agency (IRENA) produces comprehensive, reliable datasets on renewable energy capacity and use worldwide. Renewable Energy ...



### **Shedding light on energy in Europe - 2024 edition**

Renewable energy (43% of total EU energy production) was the largest contributing source to energy production in the EU in 2022. Nuclear energy (28%) was the second largest source, followed by solid fuels (19%), natural gas (6%) and crude oil (3%).

### **Europe: renewable energy consumption by country 2023**

Germany is Europe's largest consumer of renewable energy. Basic Statistic Electricity generating capacities installed in Scotland 2016-2022 Basic Statistic Generation of renewable electricity in



### Five key areas for Europe's energy transition , McKinsey

Wind and hydropower represented more than two-thirds of the European Union's total renewable-energy generation, solar 14 percent, and solid biofuels 8 percent. 8 Renewable energy statistics, Eurostat Statistics ...

### Renewable energy outlook in Europe

In 2022, Europe consumed roughly 11 exajoules of renewable energy, excluding hydropower, with Germany, the United Kingdom, and Spain being the countries with the highest consumption of renewables



### Renewable energy on the rise: 37% of EU's electricity

In 2020, renewable energy sources made up 37% of gross electricity consumption in the EU, up from 34% in 2019. Wind and hydropower accounted for over two-thirds of the total electricity generated from renewable sources (36% and 33%, respectively). The remaining one-third of electricity came from solar power (14%), solid biofuels (8%) and other ...



### Europe Renewables in 2022 and 2023: Key Findings ...

Renewables in Europe in 2022: wind and solar generated more than a fifth of EU electricity In 2022, wind and solar power generated 22% of the EU's electricity, overtaking gas for the first time. In the EU, renewables are ...



### Renewable Energy Statistics 2022

Renewable Energy Statistics 2022 provides datasets on power-generation capacity for 2012-2021, actual power generation for 2012-2020 and renewable energy balances for over 150 countries and areas for 2019-2020.



### 23% of energy consumed in 2022 came from renewables

The share of renewable sources in gross final energy consumption at the EU level reached 23.0% in 2022. Compared with 2021, this represents an increase of 1.1 ...

### HEAT DISSIPATION

Cold aisle containment, making optimal refrigeration effect:



### EU Energy in Figures: statistical data on EU energy sector

This edition covers data for 2022, and highlights facts such as that the EU continues to make progress in increasing the share of renewable energy in the energy mix, which rose to 25% in 2022 compared to 19% in 2021.



### EU energy partnerships: Norway

EU energy partnerships: Norway 3 Norway's economy and energy Norway's economy - the Nordic countries' second largest after Sweden - is largely based on services, petroleum and natural gas production, and light and heavy industries. In 2022, Norway had



### SUPPORT REAL-TIME ONLINE MONITORING OF SYSTEM STATUS



### Renewable electricity - Renewables 2022 - Analysis

Annual additions are expected to ramp up in 2022, ranging from 350 GW in the main case to 400 GW in the accelerated case, with solar PV and wind accounting for almost 90% of all new ...


### Renewable energy , Fact Sheets on the European Union

In 2022, renewable energy accounted for 23% of the European Union's energy consumption. In 2023, lawmakers increased the Union's target for the share of renewable sources of energy in ...



### Europe: Renewable energy production by country 2023 , Statista

In 2023, Germany accounted for the largest production of renewable energy in Europe, with approximately 274 terawatt-hours of energy generated. Gross electricity consumption from renewable sources



Application scenarios of energy storage battery products



## Renewable energy , Fact Sheets on the European Union , European ...

In September 2022, in its position on the revision of the Renewable Energy Directive, Parliament proposed a renewable energy target of 45% by 2030. In October 2023, Parliament and the Council raised the 2030 renewable energy target to 42.5%, with the aim of

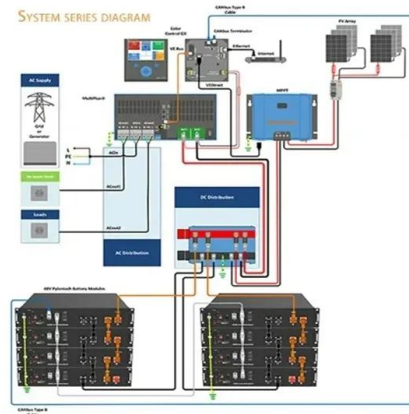


### Share of renewables in transport increased slightly in 2022

In 2022, the share of renewable energy sources in transport reached 9.6% at EU level, a 0.5 percentage points (pp) increase compared with 2021 (9.1%), but still 0.7 pp below the highest level ever reached in 2020 (10.3%). This means that a major push is required to meet the 29% target set for 2030 by the EU directive 2023/2413 on the promotion of the use of energy ...

### This country leads the EU for renewable energy generation

Overall, though, the share of renewable sources in the EU's final energy consumption increased by over one percentage point on 2021 levels to reach 23%. The EU's 2030 target for renewable energy is to reach 42.5% across the bloc.



### Energy Mix

Renewable energy is a collective term used to capture several different energy sources. 'Renewables' typically include hydropower, solar, wind, geothermal, biomass, and wave and tidal energy. This interactive map shows the share of primary energy that comes from renewables (the sum of all renewable energy technologies) across the world.



### EU energy statistical pocketbook and country datasheets

The 2024 edition of EU energy in figures gives the final 2022 data and shows facts such as that the EU continues to make progress in increasing the share of renewable energy in the energy ...



### Executive summary - Renewables 2022 - Analysis

Among other goals, the plan aims to increase the share of renewables in final energy consumption to 45% by 2030, exceeding the 40% previously under negotiation. Europe's ...



### REPORT FROM THE COMMISSION TO THE EUROPEAN ...

1. INTRODUCTION Renewable energy is a key element in the EU's fight against climate and environmental-related challenges as also highlighted in the State of the Energy Union report, published on 18 October 2022.<sup>1</sup> Under the European Green Deal<sup>2</sup>, the European Commission has proposed a new strategy





### [Renewable energy statistics 2024](#)

The International Renewable Energy Agency (IRENA) produces comprehensive, reliable datasets on renewable energy capacity and use worldwide. Renewable energy statistics 2024 provides datasets on power-generation capacity for ...

### Renewables take the lead in power generation in 2023

In 2023, according to preliminary data, the EU's natural gas supply decreased to 12.8 million terajoules (TJ), a 7.4% decline compared with 2022, marking the lowest value since 1995. Even sharper decreases were registered for coal: brown coal supply decreased by 24.2% to 222 840 million tonnes, and hard coal supply dropped by 20.4% to 130 437 million tonnes. ...



### DETAILS AND PACKAGING




- 1 USER MANUAL PDF
- 2 RJ45 Cable For RS485/CAN
- 3 Battery in Parallel Cables
- 4 RJ45 TO USB Monitor Cable
- 5 M8 Terminal\*4

### Share of energy consumption from renewable sources in Europe

Renewable energy sources represented an estimated 24.1% of the European Union's final energy use in 2023. The share is estimated to have increased by one percentage point when ...

### Europe exceeded its renewable energy goals for 2020 , World ...

The European renewable energy league table is headed by two non-EU members. Iceland and Norway - both of which are members of the wider European Economic Area (EEA) - generated a respective 83.7% and 77.4% of their power using renewables in 2020.






### Renewable energy in France

However, despite being one of the top five producers of renewable energy in Europe in 2022, France missed its objective of deriving 23 percent of its gross final energy consumption from

### **Is the European Union on track to meet its REPowerEU goals?**

In 29 November 2022, EU energy ministers informally agreed to designate renewable energy projects as part of the "over-riding public interest" that would be valid for 18 months. However, this regulation proposal is expected to be formally approved by the European Council after the publication of the Renewables 2022 report.



### **U.S. energy facts**

Renewable energy 9% Coal 9% Nuclear electric power 9% By sector and share of total U.S. primary energy consumption share of total Electric power 34% Transportation 30% Industrial 24% Residential 7% Commercial 5% Energy trade Imports 21.70 quadrillion

### **Energy statistics**

Between 1990 and 2022 the amount and share of solid fossil fuels in final energy consumption dropped significantly (from 9.6 % in 1990 to 3.6 % in 2000, 2.8 % in 2010 and 1.8 % in 2022). On the other hand, renewable energy sources increased their share in the





## **Renewable energy statistics Statistics Explained**



" In 2022, renewable energy represented 23.0 % of energy consumed in the EU, up from 21.9% in 2021. " percentage points (pp) higher than in 2021 Directive 2023/2413 on the promotion of the use of energy from renewable sources has revised upwards

## **Contact Us**

---

For catalog requests, pricing, or partnerships, please visit:  
<https://www.vdbconstruction.co.za>