

# **Exhaust air behind the generator**





## Overview

---

How do you vent out a generator exhaust?

Venting out the generator exhaust will keep clean and toxic-free air inside your home. You can attach an exhaust extension to direct the exhaust gases outside the house. The extension installation will require a flexible, durable, and heat-resistant tube or pipe. You must also create a hole in the wall where the extension passes through.

How do you vent a generator in a garage?

There are two ways to vent a generator in a garage. The first option is to connect the generator's exhaust to a long flexible exhaust tube and route it to a well-ventilated area. The second option is to connect the generator's exhaust to a PVC vent pipe outside that discharges the fumes into the atmosphere.

Can you vent a generator exhaust outside?

The exhaust from your generator should not vent inside your home. It is critical to redirect the exhaust because toxic gases can be harmful to you and your family's health. To keep you safe and breathe clean air inside your home, you can learn from this post how to vent your generator exhaust outside.

How do generator exhaust kits work?

Generator's exhaust kits are valuable tools for safely and efficiently managing exhaust gases. These kits typically consist of flexible pipes, fittings, and clamps for straightforward installation. Installation: You can install an exhaust kit to direct generator emissions outside through a wall or window.

How does a garage air vent work?

Essentially, we will use PVC pipes to make an air vent that is attached to the side of our garage. It will extend high above the roof peak so that fumes will be discharged into the atmosphere without getting into our homes. We will



then connect our generator's exhaust to the air vent we created with a flexible exhaust extension tube.

Where is the exhaust on a Generac generator?

The exhaust on a Generac generator is typically located at the rear or side of the unit. Proper exhaust setup is vital to ensure safe and efficient operation.



## Exhaust air behind the generator

---



### Generator Muffler & Silencers (What Really Reduces ...

Using a Generator Muffler Silencer. The most popular way to correctly muffle your generator's exhaust is with a generator muffler silencer. These silencers mount to your portable generator's exhaust and act as a ...

### How To Vent Generator Exhaust Outside [Step By Step ...

Venting out the generator exhaust will keep clean and toxic-free air inside your home. You can attach an exhaust extension to direct the exhaust gases outside the house. The extension installation will require a flexible, ...




### A Comparative Computational Fluid Dynamics Study ...

Recovering energy from exhaust air systems of building cooling towers is an innovative idea. A specific wind turbine generator was designed in order to achieve this goal. This device consists of two Giromill vertical axis wind ...

### Why Is My Generator Backfiring? [Tips To Fix It]

Generator after fire means loud pops, smoke, and flame coming out of the generator exhaust. The following are the causes of the generator after fire: 1. Problem With ...



### Exhaust Extension Through Shed Wall : r/Generator

If you're not going to control the airflow around the generator (like having it sit in a shed with ambient air) it makes sense to direct the exhaust outside. Buuuuuut if the air in the shed and ...

### [12 Best Ways to Reduce Generator Noise](#)

7. Quiet Your Generator with a Bucket of Water. An old-fashioned trick to make your generator quieter is to muffle the sound by running the exhaust into a large bucket of ...



### How to Vent a Generator in a Garage: Ultimate Guide

Once again, you will need a flexible exhaust tube. Find an exhaust tube that is slightly bigger than the generator's exhaust. A 1/4" wider than the generator's exhaust will get the job done. We don't need a very long flex tube for this ...





### ASHRAE JOURNAL: IAQ and Energy Impact of Exhaust Air

Components of Exhaust Air Transfer Ratio An enthalpic plate heat exchanger's EATR is due to permeation through the membrane, which depends on the rate of each pollutant generator, ...



### Exhaust options for my 4' x 4' generator shed

Exhaust from a small engine is really, really hot. I have a Kohler 25HP engine in my machine. The exhaust exits straight back through expanded steel. 18" back from the ...

### [Generator Exhaust Leak & Repair Martin 20KW](#)

Generator Exhaust Leak & Repair Martin 20KW hypoxia Guru. Posts: 490 There are very nice thermal blankets covering the exhaust. Behind the generator is a cover ...



### [Where Is the Exhaust on a Generac Generator?](#)

The exhaust on a Generac generator is typically located at the rear or side of the unit. Proper exhaust setup is vital to ensure safe and efficient operation. It's crucial to route exhaust gases outside the generator room, ...



### Where is the Exhaust on a Generac Generator: Ultimate Guide

Can I Relocate The Exhaust On My Generator? It's not recommended to relocate the exhaust as it can affect performance and safety. Final Words. Locating the ...



### Generac Generator Troubleshooting, Help, and Repair Forum

My outside ac unit would also be within five feet of the exhaust side of the generator. Should I have any concerns with this? Top. Chris Site Admin Posts: 8051 Joined: ...

### Proper Ventilation for Generators: What You Need to ...

Choosing the right location for your outdoor generator is crucial for effective ventilation and safety. Here's what you need to consider: Distance from Buildings: Place your generator at least 20 feet away from buildings, ...



### generators burn oil , why, signs, effects, causes & solutions

Signs that generator is burning oil. Recognizing the signs of a generator burning oil can help prevent severe damage and extend the life of your machine. Here are ...



### Avoid These Mistakes: How to Vent a Portable Generator Correctly ...

Here's a simple, step-by- step guide on how to vent your portable generator effectively: 1. Choose a Safe Location: Follow the guidelines outlined earlier to select a safe ...



### Chapter 5 Exhaust Systems

For fumes or vapors that are lighter than air, exhaust shall be taken from a point within 12 inches (305 mm) of the highest point of the room. 6. Ozone cabinets and ozone gas-generator ...

### Air flow requirements for enclosure , Power Equipment Forum

The exhaust fan pulls air out and causes negative pressure in the enclosure, which then pulls fresh air to ingress the intake vent, straight to the engine blower. Any excess ...



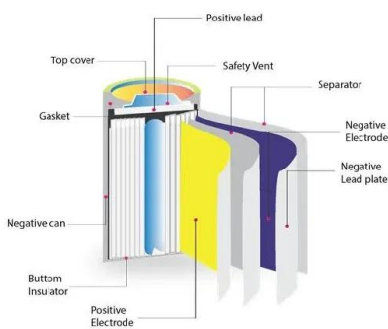
### 5 Places Generator is Leaking Gas (How to Stop the Leak)

This is Where a Generator May Begin Leaking Gas 1. Carburetor. A common place for a generator to begin leaking is from the carburetor. This is the place where a little fuel is stored ...



### Can You Extend a Generator Exhaust

When generators run in an enclosed space, the fumes, unless disposed of properly, can turn the inside air toxic. At. If you use a portable generator, then you're probably worried about the ...



### **Air flow requirements for enclosure , Power Equipment Forum**

There is a boxed in garden area on the front side of the deck that I have various options to set up the air intake/exhaust hidden behind plants, the deck is still under ...

### **How to Vent a Generator in a Garage: Ultimate Guide**

Extending the exhaust on your generator involves a few steps and the purchase of either a generator exhaust extension kit or the parts to create one. An example of a DIY project to extend a generator exhaust can be seen in the ...



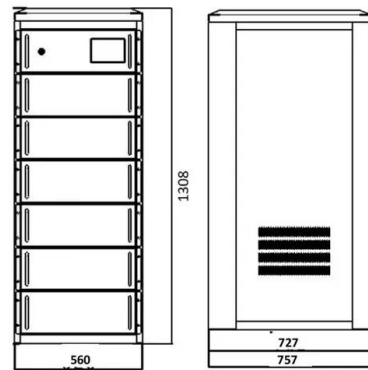
### **Generator Exhaust Systems**

Generator Exhaust Systems. Prefabricated generator exhaust systems fall under the Underwriters Laboratories UL-103 Listing. Proper exhaust system design requires careful consideration of ...



### How to Make a Generator Quieter Right Now (for Camping and ...

A typical air-cooled engine requires only a few square inches behind the pull start to pull the cooling air, not the entire 360° airflow. For instance, Honda's inverter ...



### I Tested the Game-Changing Portable Generator ...

FizLig Inner Exhaust Pipe - Stainless Steel  
Parking Air Heater Generator Flex Exhaust  
Extension Pipe - Parking Air Heater Fuel Tank  
Diesel Gas Vent Hose (120CM-47.2in) I recently purchased the FizLig Inner Exhaust ...

### (PDF) Design and Experimental Analysis of an ...

Ismail et al. [28] have reviewed the performance of exhaust air energy recovery wind turbines, converting wasted energy into electricity for rapid returns on investment, thereby reducing global CO



### How To Vent Generator Exhaust Outside [Step By Step Guide]

The exhaust from your generator should not vent inside your home. It is critical to redirect the exhaust because toxic gases can be harmful to you and your family's health. To ...



## Elevate Your Generator Game: Essential Steps on How to Extend ...

It involves attaching a venturi tube to the generator's exhaust port, creating a suction effect that directs the fumes upward. Exhaust Fan: Installing a small exhaust fan near ...



### [Exhaust Re-Entrainment Guide](#)

Exhaust Air Re-entrainment Guide: Re-entrainment Risk The risk of re-entrainment is typically expressed in the estimated dilution target from the exhaust source to the air intake receptor. ...



## How Hot Does a Portable Generator Exhaust Get?

Portable generator exhaust pipes can reach temperatures ranging from 550 to 900 degrees Fahrenheit, but usually, they stay around 600 degrees. Some generator exhausts ...



## Where is the Exhaust on a Generac Generator: Ultimate ...

The exhaust on a Generac generator is typically located on the side or back of the unit. It directs fumes away from the generator. Generac generators are a popular choice for backup power solutions. Knowing the ...





## Contact Us

---

For catalog requests, pricing, or partnerships, please visit:  
<https://www.vdbconstruction.co.za>