

Flushing the power steering system





Overview

Steps to Flush Power Steering Fluid1. Prepare Your Vehicle Start by parking your car on a level surface and engaging the parking brake to ensure stability during the fluid flush. 2. Locate the Reservoir Open the hood of your car and locate the power steering fluid reservoir. 3. Drain the Old Fluid . 4. Refill with New Fluid . 5. Turn the Steering Wheel . 6. Check Fluid Level . How do you flush a power steering system?

IV. Step-by-Step Guide to Flushing the Power Steering System: Locate the power steering fluid reservoir and use a turkey baster or fluid pump to remove as much old fluid as possible. Place a drain pan under the vehicle to catch any fluid that may leak during the flushing process.

What is Flushing power steering fluid?

"The step by step instructions were so easy to follow. Thank you!" Flushing power steering fluid refers to the process of circulating the fluid in an automobile's steering system in order to assure proper operation. At slow speeds, power steering allows you to easily turn the big, heavy wheels on your car.

What happens if power steering fluid is not flushed?

Your power steering system is actually remarkable at staying clean. That said, over time natural wear and tear will cause bits of rubber, plastic, and dirt to enter the fluid, and this can cause problems to the entire system if the fluid is not flushed.

What happens if power steering fluid is clogged?

Reduced steering performance and potential system damage can arise from power steering fluid being clogged with particles over time and losing its efficiency. By flushing the power steering system, impurities and old fluid are removed, resulting in responsive and smooth steering.

How do I remove power steering pump noise?



Flushing power steering fluid and eliminate power steering pump noise. This video shows you how to drain all of your power steering fluid and completely flush out the system. This method will ensure you get a complete fluid change and flush to give you another 100k miles of car Flushing power steering fluid and eliminate power steering pump noise.

How do you clean a power steering pump?

Be careful not to let the power steering pump run dry. Slowly turn the steering wheel from lock to lock several times. This helps to expel the old fluid from the system. Keep adding new power steering fluid to the reservoir as the old fluid is being pumped out. Continue the process until the fluid being expelled is clean and free of debris.



Flushing the power steering system

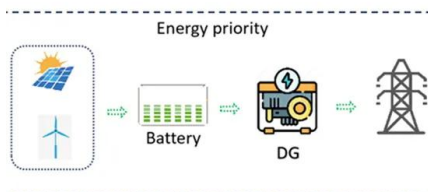



How to Bleed Power Steering: 12 Steps (with Pictures)

Flushing power steering fluid refers to the process of circulating the fluid in an automobile's steering system in order to assure proper operation. At slow speeds, power ...

Refilling Power Steering Fluid: Top-Up vs. Full Flush Explained

Maintaining the power steering system is crucial for vehicle performance. This article delves into the option of adding power steering fluid without a full flush. Though feasible, it stresses the benefits of a complete flush to eliminate contaminants and ensure long-term efficiency. By following proper procedures like checking manufacturer recommendations, ...



Absolute BEST Method To Flush Power Steering Fluid!!

In this video I show what I think is the absolute BEST method to flush a power steering system. With this method I was able to perform the full system flush

How to Flush Your Power Steering Pump Like a Pro: A Step-by

While many think a power steering pump replacement is the only solution, a simple power steering fluid flush can often restore your car's



steering to its original smooth ...

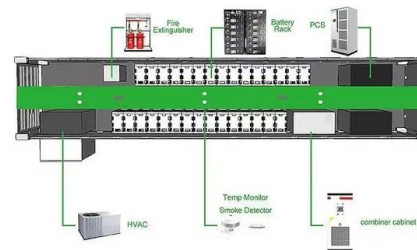


Do I Need to Flush My Power Steering Fluid? Benefits, ...

Wondering if you should flush your power steering fluid? Learn about the necessity of this maintenance task for optimal system performance, including lubrication, heat dissipation, and corrosion prevention. Discover the benefits of flushing every 30,000-60,000 miles and weigh the options of DIY versus professional service. Make an informed choice to keep ...

Revolutionize Your Car's Handling: Step-by-Step Power Steering ...

Maintaining a well-functioning power steering system is crucial for smooth and safe driving. A key aspect of this maintenance is flushing the power steering fluid regularly. This guide will provide a comprehensive insight into how to power steering fluid flush, including the benefits, necessary tools, and a step-by-step procedure.



Are You Making These Mistakes? How To Flush RAM 2500 Power Steering ...

Flushing your power steering fluid is a crucial step in maintaining your Ram 2500's steering system. Don't leave the truck running with the steering wheel turned all the way to the lock. Your Ram 2500 is a powerful workhorse, ...



Flush Your Power Steering Rack Like a Pro: The Expert's Step ...

Flushing the power steering rack is a vital maintenance task that ensures your vehicle's steering system operates smoothly and reliably. By following the steps outlined in this ...



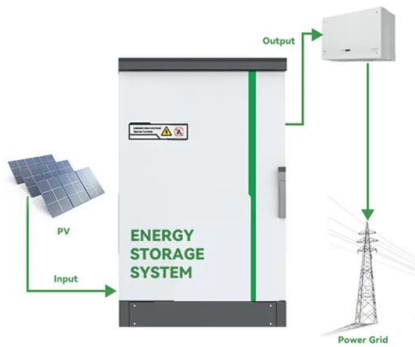
[Power Steering System Flushing](#)

Refer to owner's manual or manufacturers specifications to determine the correct fluid to be used in the power steering system. ****ONLY USE RECOMMENDED FLUIDS.** Other steering components may retain residue or debris from the old system and contaminate the new rack immediately voiding the warranty.

[3 Ways to Flush Power Steering Fluid](#)

Maintaining your car's power steering system is essential to ensure smooth and safe operation. One critical aspect of this maintenance is flushing the power steering fluid. Over time, the fluid can become contaminated, which can lead to wear and tear on your vehicle's power steering components. In this article, we will explore three ways to flush power steering fluid in a





Is Your Power Steering Fluid Low? How to Check, Refill, and ...

Flushing the power steering system removes all the old fluid and contaminants to ensure smooth operation. Here's a step-by-step guide on how to perform a flush: Raise the vehicle: Use a jack and jack stands to lift the front of the car. Disconnect the low allow

How to Flush a Power Steering System: A Step-by ...

Regularly flushing the power steering system offers several benefits, including improved steering performance, increased lifespan of power steering components, and reduced risk of system failure. Flushing removes ...



[Flushing the power steering system](#)

For or anyone coming here in the future, I recommend checking out Timmy The Toolman's video on flushing the power steering system on a 3rd-gen 4Runner, which is almost identical to what @BamZipPow outlines in this thread for a T100. The main difference,

How to Flush Your Power Steering Fluid for Smooth Steering and ...

Before considering the power steering fluid flush complete, it's essential to perform final checks and testing to ensure that your steering system is in optimal condition. Here's what you need to do: 1. Steering Wheel Test: Turn the steering wheel from lock to lock a





How Much Power Steering Fluid Do I Need To Flush: Essential ...

When it comes to flushing your power steering system, you might be wondering how much fluid you'll need for the job. The amount of power steering fluid required for a flush can vary depending on your vehicle's make and model. As a general guideline,



Power Steering Fluid Flush Guide: How Often to Maintain for ...

When it comes to maintaining your vehicle's power steering system, regularly flushing the power steering fluid is crucial. Here's a simple guide on how to flush power steering fluid properly: Check Your Vehicle's Manual Start by checking your vehicle's manual to



How to flush and bleed power steering systems like an expert

How to flush your power steering fluid Step #3: Try topping up the reservoir with fluid. If you notice bubbles forming while doing so, this is normal. Step #4: Replace the power steering cap, taking care not to close it tightly. Step #5: With the engine still off, carefully turn your car's steering wheel full lock from left to right, to help push or flush air out of the system.



How To Flush Power Steering Fluid Toyota Tundra: The Ultimate ...

Keeping your Toyota Tundra's power steering system in top shape is crucial for smooth and effortless steering. Over time, the power steering fluid can Step-by-Step Guide to Flushing Power Steering Fluid 1. Preparation Park your Toyota Tundra on a level surface.





How To Use Trans Tune In Power Steering Fluid ...

As a fluid pre-flush and full system flush treatment, Trans Tune will dissolve and clean sticky varnish residues from power steering systems. Always follow manufacturer's instructions when flushing a steering system. As a fluid ...

Flush Power Steering Fluid: Essential Steps For Long-Lasting

Learn the art of power steering fluid maintenance for optimal steering performance and durability. Discover the crucial functions of the fluid, the correct usage, and the essential steps for flushing it correctly. Save yourself from steering troubles and costly repairs by following expert guidelines for maintaining your power steering system in peak condition.



Revolutionize Your Car's Handling: Step-by-Step Power Steering ...

Maintaining a well-functioning power steering system is crucial for smooth and safe driving. A key aspect of this maintenance is flushing the power steering fluid regularly. ...

How to flush and bleed power steering systems , Mobil(TM)

After replacing a power steering pump or pressure hose, it's always a good plan to flush and bleed the power steering system of air. For most power steering-equipped vehicles, this is a simple ...





[How to: Power Steering Flush \(Video\)](#)

I'm researching the proper procedure for flushing the power steering fluid and found your video. I was under the impression that the power steering fluid was in a "closed" system, meaning that no other system was affected by the power steering system. However

Royal Flush -- Recommended Power Steering Flush Procedure

Flushing removes old hydraulic fluid and contaminants in the power steering system that will cause accelerated wear or improper operation of the replacement unit. Follow the steps below to properly flush the system. 1) Remove pressure and return lines from



Energy storage(KWH)

102.4kWh

Nominal voltage(Vdc)

512V

Outdoor All-in-one ESS cabinet



Chapter 43 Flashcards

Technician A says that when flushing power steering fluid, you should run the engine for a few minutes after all of the old fluid has drained out of the system. Technician B says that power steering fluid should be flushed if a major part of the hydraulic steering system

Power Steering Flush Cost (+Signs You Need It Urgently)

Additional repairs: A contaminated power steering system can eventually wear out or damage other parts, like the power steering pump. If that happens, replacing the pump will cost an additional \$500 to \$800. Is It Worth Flushing the Power Steering System?





Flush Your Power Steering Pump And Save Hundreds: Step-by ...

Regular flushing of the power steering pump (every 30,000-50,000 miles) can help prevent premature wear and tear and extend the life of your steering system. Ignoring a clogged power steering pump can lead to premature wear on steering components, reduced steering performance, and increased risk of accidents.



How to Flush Power Steering Fluid in Your Garage

Power steering fluid keeps all the components in the power steering system lubricated, thus keeping the system and your vehicle running smoothly without any trouble. However, you may need to flush this fluid sometimes to ensure the smooth operation of ...

Outdoor Cabinet BESS
50 kWh/500 kWh Battery Storage System
Industrial and Commercial Energy Storage

- All In One**
Integrating battery packs
- High-capacity**
50 - 500kWh
- Degree of Protection**
IP54
- Operating Temperature Range**
-20 - 60°C (Derating above 50 °C)
- Intelligent Integration**
integrated photovoltaic storage cabinet
- Rated AC Power**
50 - 100kW
- Altitude**
3000m(>3000m derating)

Contact Us

For catalog requests, pricing, or partnerships, please visit:
<https://www.vdbconstruction.co.za>