

# Fuel sources for electric power generation





## Overview

---

What are the different types of energy sources?

The other two are transport and heating. As we see in more detail in this article, the breakdown of sources — coal, oil, gas, nuclear, and renewables — is different in electricity versus the energy mix. Generally, low-carbon sources (nuclear and renewables) account for a larger share of our electricity than our total energy mix.

What is the main source of electricity in the world?

Coal has been the main source of electricity generation worldwide for the last three decades. In 2023, global coal power generation stood at almost 10,500 terawatt-hours. Overall, coal, natural gas, and other fossil fuels accounted for approximately 60 percent of the global electricity production that year.

What percentage of electricity is generated from renewable sources?

In 1990, renewable resources provided about 12% of utility-scale electricity generation. Wind energy was the source of about 10% of total U.S. utility-scale electricity generation and accounted for 48% of the electricity generation from renewable sources in 2023. Wind turbines convert wind energy into electricity.

What percentage of electricity is generated from combustible fuels?

IEA. Licence: CC BY 4.0 Electricity generation from combustible fuels accounted for 57.1% of total OECD gross electricity production (compared with 71.1% for non-OECD). Over the two years 2018 and 2019, global electricity generation from renewable sources such as wind (+11.8%) and solar (+22.5%) registered robust growth.

What is the fuel mix for electricity generation in Hong Kong?

In the overall fuel mix for electricity generation in Hong Kong, natural gas dominates the fuel mix in Hong Kong, in 2020 on set-out basis, at around



48%, followed by nuclear energy and renewable energy accounted for around 28% and coal for around 24% .

What are the top two energy sources in the world?

In the chart, we see the share of global energy that comes from fossil fuels, renewables, and nuclear. The sum of the top two is what we want to increase. Part of this slow progress is due to the fact that much of the gains made in renewables have been offset by a decline in nuclear energy.



## Fuel sources for electric power generation

---

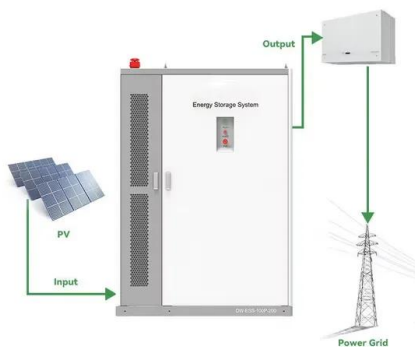


### than 60% of energy used for electricity generation is lost in

The technology and the type of fuel used to generate electricity affect the efficiency of power plants. For example, in 2019, of the 11.9 quads of natural gas consumed for electricity generation, natural gas plants converted 45% (5.4 quads) into net generation of

### Electricity generation by source 2023 , Statista

Fossil fuels remain the greatest source of electricity generation worldwide. In 2023, coal accounted for roughly 35.5 percent of the global power mix, while natural gas ...



### Fueling the future: biomass applications for green and sustainable

CHP systems have become a desirable choice for sustainable energy generation, waste reduction, and greenhouse gas emission reduction when biomass is integrated as the primary fuel source [108, 109]. The Växjö Biomass Gasification CHP plant in Sweden, which uses wood chips and forest leftovers to generate electricity and district heating through ...

### Electricity production - Electricity Information: Overview

Electricity generation from combustible fuels accounted for 57.1% of total OECD gross electricity production (compared with 71.1% for



non-OECD). Over the two years 2018 and 2019, global ...



### Global electricity generation by source 2023 , Statista

Coal has been the main source of electricity generation worldwide for the last three decades. In 2023, global coal power generation stood at almost 10,500 terawatt-hours. ...




### Electricity generation by source 2023 , Statista

U.S. electric power plants by energy source 2016  
Brazil's electricity production mix 2014, by source  
Electricity output in China 1990-2019  
Global power generation from non-fossil fuel sources 2022



### [LCO6: Fuel mix for electricity generation](#)

In 2014, the Government conducted a public consultation on the future fuel mix for electricity generation and put forward two options, the CLP has yet to decide on the sources of clean energy for its enhanced system, but will need prior approval from the (3)





[U.S. energy facts explained](#)

electric power 32.11 quads transportation 27.94 quads industrial 22.56 quads residential 6.33 quads commercial 4.65 quads In 2023, the electric power sector accounted for about 96% of total U.S. utility-scale electricity generation, nearly all of which was sold to



[Electricity - Renewables 2023 - Analysis](#)

Over the forecast period, potential renewable electricity generation growth exceeds global demand growth, indicating a slow decline in coal-based generation while natural gas remains ...



**1075KWHH ESS**

[Sources of Greenhouse Gas Emissions , US EPA](#)

The Electricity power sector involves the generation, transmission, and distribution of electricity. Carbon dioxide (CO<sub>2</sub>) makes up the vast majority of greenhouse gas emissions from the sector, but smaller amounts of methane (CH<sub>4</sub>) and nitrous oxide (N<sub>2</sub>O) are also emitted. are also emitted.



**Life Cycle Greenhouse Gas Emissions from Electricity**

Photo by Dennis Schroeder, NREL 22610 Life Cycle Greenhouse Gas Emissions from Electricity Generation: Update As clean energy increasingly becomes part of the national dialogue, lenders, utilities, and lawmakers need the most comprehensive and accurate





## Electricity Generation , American Public Power Association

The two leading fuel sources used to generate electricity in the U.S. are natural gas and coal--in 2022, natural gas was responsible for 40.1 percent of total U.S. generation and 29.4 percent of total generation owned by public power, and coal accounted for 19.6



### Electricity generation from fossil fuels, nuclear and renewables

Licenses: All visualizations, data, and articles produced by Our World in Data are open access under the Creative Commons BY license. You have permission to use, distribute, and reproduce these in any medium, provided the source and authors are credited. All

### [Electricity production by source](#)

Which countries get the most electricity from low-carbon sources? Why did renewables become so cheap so fast? Charts. Absolute annual change in primary energy consumption. Access to clean fuels for cooking vs. per capita energy ...



### Electricity generation

Electricity generation is the process of generating electric power from sources of primary energy. For utilities in the electric power industry, it is the stage prior to its delivery ( transmission, distribution, etc.) to end users or its storage, using for example, the pumped-storage method.



### Electricity generation by fuel and scenario, 2018-2040

Appears in. World Energy Outlook 2019. World total energy supply: 6 098 Mtoe IE.... IEA Association countries: 12.8% IEA Me.... Other countries: 23% Bunkers: 3%. World total energy ...

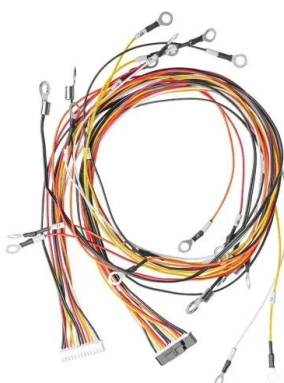
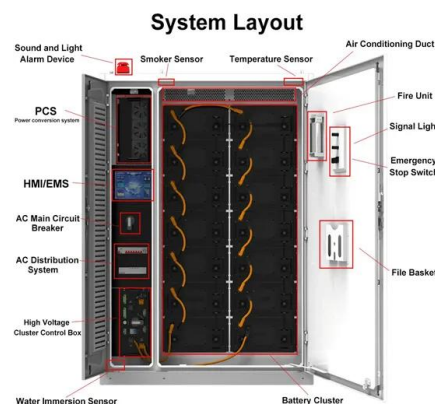


### Electricity Generation

Electricity Generation by Source (World 2023): Energy Institute. Statistical Review of World Energy, Electricity Generation by Fuel - TWh data table. 2024. Electricity Generation by Source (U.S. 2023): U.S. Energy Information Administration ...

### Electricity generation

We rely on Ember as the primary source of electricity data. While the Energy Institute (EI) provides primary energy (not just electricity) consumption data and it provides a longer time-series (dating back to 1965) than Ember (which only dates back to 1990), EI does



### Projected Costs of Generating Electricity 2020 - Analysis

It presents the plant-level costs of generating electricity for both baseload electricity generated from fossil fuel and nuclear power stations, and a range of renewable generation - including variable sources such as wind and solar.



## UK: fuel used in electricity generation 2023 , Statista

Global power generation from non-fossil fuel sources 2022, by region U.S. electric power plants by energy source 2016 Percentage change in global renewable LCOE by source 2010-2018 Global



## Electricity Generation by State , October 2024 , Choose Energy

fhm/Moment/Getty images Last updated October 2024 Do you know where electricity comes from in your state? Depending on its location, energy can come from various sources, including nuclear, wind, and solar. There are also other power sources, like coal

## Power Generation from Coal, Oil, Gas, and Biofuels

Coal accounts for around 40% of electricity production globally, making it the most important power generation fuel in the world, and is a major source of carbon dioxide emissions. It has achieved its pre-eminence because it is cheap and widely available. Coal has



## [Electricity Generation Sources UK \(2024\)](#)

Renewable Electricity Sources - 43% Since 2010, the UK's electricity generation from renewables has continued to grow, from just 20% back in 2010, to 42.8% in 2021. May 2022 holds the record for the maximum amount of wind power generation ever in the UK



## Coal

Coal still supplies just over a third of global electricity generation even though it is the most carbon-intensive fossil fuel. While coal is being gradually replaced in most countries for power generation, it will continue to play a crucial role in iron and steel production until



## [Fuels Used in Electricity Generation](#)

Additions to electricity generation capacity, 1985- 2040 Adam Sieminski, USNIC June 05, 2013 11 U.S. electricity generation capacity additions gigawatts Source: EIA Form 860 & EIA, Annual Energy Outlook 2013 0 10 20 30 40 50 60 1985

## Energy Dashboard

Live and historical GB National Grid electricity data, showing generation, demand and carbon emissions and UK generation sites mapping with API subscription service. \*Pumped storage hydro demand \*\*Generating station transformer load



## [Australian electricity generation](#)

The figure shows Australian electricity generation fuel mix in shares from 1997-98 to 2022-23 and calendar year 2023. Fossil fuels contributed 65% of total electricity generation in 2023, including coal (46%), gas (17%) and ...



### What are the safest and cleanest sources of energy?

The following sources were used to calculate these death rates. Fossil fuels and biomass = these figures are taken directly from Markandya, A., & Wilkinson, P. (2007). Electricity generation and health. The Lancet, 370(9591), 979-990. Nuclear = I have



### Our Energy Sources, Electricity -- The National Academies

The U.S. Energy Information Administration (EIA) projects an 11% increase in electricity generation in the United States between 2015 and 2040, or about 0.4% per year. In practical terms, that means a corresponding increase in the demand for coal and gas, at

### U.S. electricity generation mix by source 2023 , Statista

U.S. electricity generation - independent power producers 1998-2015 U.S. electric utilities - power net generation 1998-2015 Electricity net generation in Nova Scotia by fuel: 2010 and 2035 Solar



### The Fundamentals of Hydrogen FOR ELECTRIC POWER GENERATION ...

educate readers on the fundamentals of hydrogen as a fuel, and its usage in internal combustion engines and fuel cells for electric power generation. A sound understanding of the basics of hydrogen technology should enable readers to effectively monitor and



## Contact Us

---

For catalog requests, pricing, or partnerships, please visit:  
<https://www.vdbconstruction.co.za>