

Generator exhaust movable shutter vents





Overview

It's no news that generators emit high levels of carbon monoxide. This is a known gas which is very dangerous to our health and safety. In fact, there have been several incidents and reports in the past that confirms how hazardous this gas is. Many homeowners have been hospitalized, while some have lost their lives.

As I mentioned earlier, there are two ways to vent a generator in a garage
Option 1: Connect the generator's exhaust to a long flexible tube
Option 2: Connect the exhaust to a fixed PVC vent pipe outside I consider Option 1 as a.

As I mentioned earlier, Option 2 involves a little bit of work compared to option 1. but if you are handy with tools, this will be an easy project. Essentially.

As I mentioned earlier, Option 1 is much simpler, and many homeowners will prefer that option. Option 2 is challenging and involves a bit of work. However, the outcome is rewarding.

Suppose you were able to follow these steps to vent your generator, congratulations. Here are two recommendations that will help keep you and your family safe while.



Generator exhaust movable shutter vents



Maxx Air Exhaust Fan w/ Shutters 1 Speed 14 inch 1400 CFM ...

Pair this industrial fan with the adjustable thermostat with firestat (XXFIRESTAT) for greater operational control and safety. requires 4.5 sq. ft. of NFA intake ventilation. VPES ...

[Awenta 6" Inch / 150 mm Exhaust Hood Vent](#)

Shop Awenta 6" Inch / 150 mm Exhaust Hood Vent - White ABS Plastic - Non Return Valve/Backdraft Damper - Dryer Opening, Exhaust Opening, External Ventilation Cover - Outdoor Air Vent Cap - Duct Cover. The grids can be ...



Essential Ventilation: Explore the Role of Shutter Exhaust Fans

An exhaust fan is an integral component of modern ventilation systems, designed to expel stale air, odors, and moisture from enclosed spaces. Shutter exhaust fans, a ...

Breathe easy: ultimate guide to venting portable generator exhaust

1. Choose the pipe material: Determine the length and diameter of the pipe based on the generator's exhaust output.
2. Attach the pipe: Connect the vent pipe to the ...



Can I Vent the Exhaust From My Portable Generator Out of an ...

In addition to proper ventilation, it is important to protect a portable generator from moisture, rain, and snow by positioning it in a safe location. Taking these precautions can ...

Move the Generator from the Garage to a Generator Shed

The shed had vents on the left side and back. My generator sent exhaust through the front. A generator shed must provide a way to remove exhaust from the running engine. ...



[Portable Generator / Exhaust Vent?](#)

Yes there is a vent for your 2000. It is a piece that fits over where the exhaust came out and had a 3-4 inch flex pipe attached to it. You can then add sections of flex duct to ...



Louvers, Air vents, Custom , Air Intake, Exhaust Louver , ILL

Custom Architectural Louvers and Air Vents. Industrial Louvers Inc. offers a wide range of architectural louvers and air vents to meet nearly any air intake or exhaust louver need. We ...

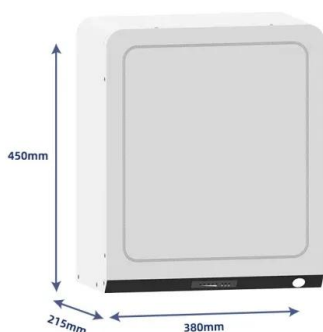


How To Vent Generator Exhaust Outside [Step By Step Guide]

The exhaust from your generator should not vent inside your home. It is critical to redirect the exhaust because toxic gases can be harmful to you and your family's health. To ...

Cooling and Exhaust System of Diesel Generator Sets

Prevent debris from entering, without sharp bends or barriers. Do not go against the perennial wind direction to avoid obstructing ventilation. If unavoidable, elbows or air ...



[How to Exhaust Portable Generators: A ...](#)

Wen Generator Exhaust Extension Honda Generator Exhaust Extension Kits Westinghouse Generator Exhaust Extension DuroMax Generator Exhaust Extension Champion Generator Exhaust Extension. Conclusion. In ...



How To Make An Exhaust Extension For Your Portable Generator ...

In many situations, you will want to vent your portable generator's exhaust away from your work area to a better-vented area. So there you have it, 7 easy steps to extend ...



12V 10AH


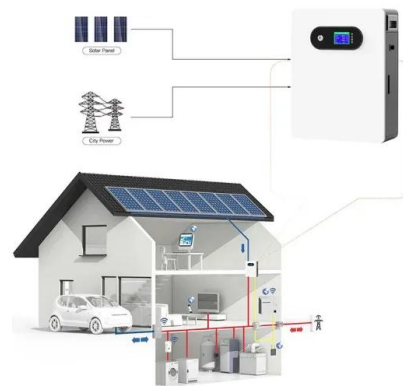


Vent Your Portable Generator Like A Pro: Expert Tips And Diy ...

Connect the exhaust hose (optional): If using an exhaust hose, connect it to the generator's exhaust port and extend it to the desired location. 3. Install a carbon monoxide ...

Motorized Dampers Exhaust Louvers With Vents Shutters ...

Exhaust shutters, exhaust louvers, motorized shutter louvers and weather hoods are a typical accessory used when installing an exhaust fan or supply air fan in the wall. Backdraft ...



Expert tips for venting portable generators: prevent co poisoning ...

Step-by-Step Guide to Direct Ventilation. 1. Obtain a vent hose or duct: Purchase a vent hose or duct that is compatible with the generator's exhaust size. 2. Connect ...



Awenta 4" inch / 100 mm External Gravity Grille

About this item . The airflow-operated gravity shutter is a vent designed to resist rain and weather, and it comes in a sleek white finish. Crafted from premium quality plastic, this item boasts ...



Motorized Dampers Exhaust Louvers With Vents Shutters ...

Protect your fan & building against the weather with louvered exhaust dampers, with motorized louvers, intake shutters and vents, rain & weather hoods. Many sizes available. Free shipping!

[How Do I Extend the Exhaust on My Generator?](#)

Extending the exhaust on your generator involves a few steps and the purchase of either a generator exhaust extension kit or the parts to create one. An example of a DIY project to extend a generator exhaust can be seen in the ...



Exhaust Extension Through Shed Wall : r/Generator

Information sub on all types of generators: home standby, Commercial, portable, RV, marine, etc. Repair tips, ratings and maintenance information available as well as recommendations on ...



Gen-Turi RV exhaust extension with Portable generator shed?

1" ID exhaust flex pipe clamped to muffler outlet (spark arrester removed), with fiberglass header wrapped around until it exits the shed.. Double wall 45 degree gas vent through the plastic ...



[Amazon : Generator Exhaust Extension Kit](#)

Generator Exhaust Extension Silencer Kit with Insulated Through-Wall Mounting Plate - Slip On - Includes 1 Adapter - Fits DuroMax XP13000E, XP13000EH, XP13000HX & DuroStar ...



Avoid These Mistakes: How to Vent a Portable Generator ...

Exhaust Muffler: The muffler reduces the noise level of the exhaust gases. Exhaust Vent: The exhaust vent is the opening where the exhaust gases are released. How to ...



Amazon : Shutter Vent

6 x 10 inch Vent Cover HVAC AC Ceiling Diffuser One Way Aluminum Curved Blade Adjustable Air Supply with Multi-Shutter Parallel Blade Damper. The Duct Hole Must Measure 6" x 10" to ...



How Much Ventilation Does a Portable Generator ...

During the initial measurements of the exhaust's diameter, a clamp is necessary to ensure a strong connection between the exhaust of your portable generator and the exhaust extension. In addition, the right clamp ...



Contact Us

For catalog requests, pricing, or partnerships, please visit:
<https://www.vdbconstruction.co.za>