

Generator room exhaust ventilation frequency





Overview

What is the intake/exhaust area of a generator?

Intake and exhaust areas are based on specified air velocities and a louver free area of 50% is used. Total required intake/exhaust areas are presented for the number of active generators and transformers. The documents contain calculations for sizing ventilation systems for generator rooms, transformer rooms and engine rooms.

Why should a generator room be ventilated?

Generator room ventilation 101 Proper ventilation of the generator room is necessary to support the engine combustion process, reject the parasitic heat generated during operation (engine heat, alternator heat, etc.), and purge odors and fumes.

How should a generator be ventilated?

Preferably, the source of ventilation air should be as low as possible and the air should flow over the entire generator set, thereby cooling the alternator, engine block, and radiator (for sets with unit-mounted radiators) to remove the after-cooler and jacket-water heat.

Where should exhaust air be sourced for a generator?

For generators with remote radiators, it is recommended that the exhaust air should be sourced as high as possible and directly above the generator sets. Significant bypass of ventilation airflow directly into the discharge airflow will lead to reduction in cooling effectiveness and elevated temperatures within the room.

How are ventilation systems sized?

The documents contain calculations for sizing ventilation systems for generator rooms, transformer rooms and engine rooms. Factors like heat dissipation, allowable temperature rise and flow velocity are considered to



determine airflow requirements. Intake and exhaust areas are then sized based on the airflow and velocity.

How should a mechanical engineer design a genset room?

Mechanical engineers should design generator set rooms so that the electrical system meets the design goals set by the owner and electrical engineer. Understand that indoor generator sets require special attention to accessibility, code, airflow, and other factors. Know how to design a genset room to meet optimal system performance.



Generator room exhaust ventilation frequency



- ✓ All in one
- ✓ 100~215kWh High-capacity
- ✓ Intelligent Integration

Welcome to the Power Hub

Stay up-to-date with Cat® Electric Power energy solutions or get genuine parts for your generator set. Product Support Get the most from your equipment with outstanding service and support ...

Techniques You Need to Know About the Generator ...

Design of the Generator Room. Ventilation: Ensure that the generator room has adequate ventilation to dissipate the heat generated during operation. Installing exhaust fans or air vents is necessary. Noise Control: Generators can be ...



[Soundproofing a small generator room room](#)

4. The Exhaust. The generator exhaust is noisy and emits dirty, toxic fumes. You don't want the noise and you . most certainly don't want toxic fumes being . vented anywhere near a window, ...

[Noise Reduction Treatment Of Generator Room](#)

The principle of noise reduction treatment in diesel generator room is to use sound-absorbing materials and noise reduction and silencing devices to reduce the noise of ...




[Generator Room Ventilation Requirements](#)

Generator size and capacity: The design of adequate ventilation varies depending on the size and capacity of generators. The requirements will increase to manage the heat dissipation of large generators. ...



Proper Ventilation for Generators: What You Need to Know

Determine the volume of air in the room and the generator's output to calculate the necessary air exchange rate. Choosing the Right Equipment: Utilize exhaust fans that are ...



Diesel Generator Room Ventilation Calculation Spreadsheet xls ...

Download diesel generator room ventilation calculation spreadsheet xls. Excel sheet for all generator and transformer room ventilation calculation. Download Free MEP ...





Diesel Generator Room Requirements: Design Considerations ...

Where should a diesel generator be placed?
Generator exhaust contains carbon monoxide gas, which can cause unconsciousness or death. Proper ventilation of the ...




NFPA 110 Standard Overview on Generator Requirements

Chapter 5: Generator Ratings & Fuel Storage.
ventilation must be considered, heat from engine radiator, alternator, and exhaust system must be vented to atmosphere to obtain proper room ...

The Design Requirements for the Diesel Generator ...

2. When installing the exhaust muffler, the exhaust port should be placed outdoors, and the exhaust pipe should not be too long. If possible, the surface of the exhaust pipe should be wrapped with heat insulating material to ...



[Ventilation Calculation for Generators Room](#)

Flow rate for each exhaust fan = Total Supply Air - Required Air Combustion - 10% of Supply Air. = 315000 - 61000 - 31500 = 222500 cfm. Extra 10% in-order to keep the generators room in ...





Design Generator Rooms for Optimum Performance

Generator room ventilation 101. For generator sets using remote radiators, the exhaust fans serving the generator rooms can be provided with variable frequency drives ...



GENERATOR ROOM VENTILATION CONTROL SEQUENCE

exhaust dampers 24v 1 generator room ventilation controls description outside air temperature sensor t-3 room temperature sensor t-1 room temperature sensor t-2 ef-1 fan status ...


Generator Room Ventilation Calculator - Calculator

The ventilation rate for a generator room depends on factors such as the size of the room, the capacity of the generator, and local regulations. A common recommendation is ...



Ventilation Fan for Generator Room

Be the first to review "Ventilation Fan for Generator Room" Cancel reply. Email * Save my name, email, and website in this browser for the next time I comment. Related products -11%. Exhaust Fan Aluminum Industrial Exhaust Fan. ...





Generator Enclosure Spacing

exhaust muffler is in the discharge plenum and has an outlet at the discharge opening directing upward. The setup for this test case is shown in Figure 1. A half-height wall is shown. ® ...



12V 10AH



TESTING AND COMMISSIONING PROCEDURE FOR EMERGENCY GENERATOR ...

3.6 Control Interlock test of the ventilation exhaust fans for the generator rooms 3.7 Testing and verification on the interface signals 3.8 Comment . Table of Contents Page 2 of 2 GE_TCP ...

Air Change Rates in typical Rooms and Buildings

Ventilation Systems Design of systems for ventilation and air handling - air change rates, ducts and pressure drops, charts and diagrams and more. Related Documents Air Change Rate Calculate air change rates - ...

- LiFePO₄ Battery, safety
- Wide temperature: -20~55°C
- Modular design, easy to expand
- The heating function is optional
- Intelligent BMS
- Cycle Life: > 6000
- Warranty: 10 years



How to Avoid Common Genset Room Design Mistakes

The generator room should be clean, dry, well-lit, well-ventilated. Ventilation of the genset room has two main purposes. They are to ensure that the life-cycle of the genset ...



Air Changes Per Hour , ACH Ranges & Average ACH

In the event that you need a more exact ACH assessment for your building, our team uses the following equation; $ACH = 60Q/Vol$, where: ACH = number of air changes per hour; Q = flow ...



Design Generator Rooms for Optimum Performance , Cat

Generator room ventilation 101. For generator sets using remote radiators, the exhaust fans serving the generator rooms can be provided with variable frequency drives to reduce ...



GENERATOR NOISE CONTROL SOLUTIONS

generator room into the atmosphere, causing municipal noise by-law These include ventilation requirements, pressure drop considerations, space air exhaust openings of the generator. ...



DESIGN GUIDELINE 263000 ENGINE-GENERATOR SYSTEM AND ROOM

o UL 2200, "Standard for Stationary Engine Generator Assemblies"
o International Fuel Gas Code
o Ann Arbor City Code, Chapter 119 Noise Control . Design Requirements: Use U-M Master ...





What Is Required For A Generator Room Design?

The generator room should have sufficient air circulation to exhaust heat and fuel exhaust. The exhaust chambers should be integrated into the generator design, and the ...



NFPA 110: Installation and Environmental Considerations

Maximum potential ambient temperature of air entering the EPS room for ventilation; Radiated heat load from the EPS exhaust system; Other heat loads in the room; (7.11.1) Parts, tools ...

Contact Us

For catalog requests, pricing, or partnerships, please visit:
<https://www.vdbconstruction.co.za>