

# Generator stator exhaust holes





## Overview

---

Does a generator rotor have a stator core?

The stator core has corresponding inlet and outlet sections, matching those in the generator field. Until 1940 some older, smaller generator rotors were constructed with laminated steel (e.g., 5 MVA in 1935) in limited number. GE occasionally will get a request for spare parts, which we can generally support.

How does a generator rotor and stator work?

The generator rotor and stator incorporated inlet and outlet sections along their axial lengths to achieve uniform cooling along the length of the generator field. This uniform cooling eliminated axial hotspots and allowed the ratings of the generators to be increased.

Are stator winding connection ring systems reliable?

However, older stator winding connection ring system can develop reliability issues due to gradual thermal ageing of the ground wall insulation, gradual deterioration and loosening of the end winding basket and there is evidence of crevice corrosion in the brazes of the connection rings similar to what we have seen on stator bar clips.

How to determine the mode shape of a stator winding?

The mode shapes of the stator winding are determined from the analysis of the impact data collected by the accelerometers. For 2-pole generators, the  $N=2$  elliptical mode of the stator winding should be sufficiently removed from double the operating frequency (120 Hz).

What causes a stator to crack?

Further, because of the many layers of tape, conductor cracking can occur without any outward sign—until a forced outage occurs (Fig 2). Stator endwinding dusting, vibration, and resonance can be highly influenced by



winding geometry. One example is stator bars that have long extensions or overhangs cantilevered from the end of the stator core.

What causes a generator rotor to distort?

Distortion can occur due to the following reasons: Any damaged copper must be repaired or replaced prior to returning the generator rotor to service. Failure to do so can result in shorted turns or field grounds. Generator rotor forgings should be inspected prior to a rewind to determine the long-term structural integrity.



## Generator stator exhaust holes

---



### **STATOR GENERATOR ALTERNATOR Fit for Yamaha XT250 XG250 ...**

1x Generator Stator Coil NOTICE: Before installing your new stator Check the AC output of the stator. Replace any burned or corroded connectors on stator and regulator/rectifier. Check and ...

### **What is Stator : Construction, Parts, and Its Working**

The flow of energy through a stator will be from the rotary part of the system. In a motor, the stator offers a rotary magnetic field to drive the rotary armature whereas, in a generator, it converts the rotary magnetic field to ...



### **GE Generator Rotor Design, Operational Issues, and ...**

The gas then discharges radially through holes in the copper winding and through the wedges shown in the figure. The generator rotor and stator incorporated inlet and outlet sections along their axial lengths to achieve uniform cooling ...

### [Generator Stator Winding Diagram](#)

A generator stator winding diagram is a graphical representation of the winding arrangement in an electric generator. It is used to understand the electrical connections between the different ...




### Advancements in Integrated Generator Rotor and Stator ...

Generator, stator winding, rotor winding, condition monitoring. Sensors installed within the generator enclosure or in the air exhaust can continuously measure ozone ...

### GENERATOR TESTING AND REPAIR - Combined Cycle ...

The purpose of performing impact or bump testing on generator endwinding baskets, phase leads, and circuit rings is to identify resonances that would be readily excitable by the electromagnetic forcing frequency (120 Hz in the US).



### VENTILATION AIR FLOW FIELD CHARACTERISTICS IN A HYDRO GENERATOR ...

recirculation of the heated exhaust air. This configuration is used in small generators. As the size of the generators increases, air-to-water heat exchangers are necessary to adequately





### Generator Rotor core stamping

Cut Raw material sheets to rectangular shape which leave about 10mm margin with stator OD. 2. Stamp generator Rotor ID Holes which is also positioning holes for all single teeth; Also Stator ...

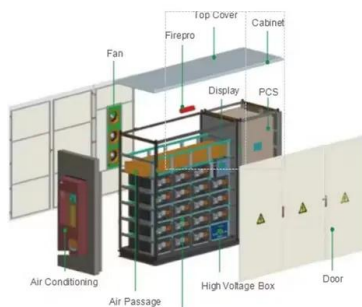


### **Marine Generator Set**

Marine Generator Set MDKAV (Spec A-C) MDKAW (Spec A-C) MDKAZ (Spec A-C) Oil Filter Hole, 32 Cover, Oil Pump, 32 Cover, Rear, 57 Cover Disk, Generator Rotor Drive, 63 Door, ...

### Kohler 14RESA rotor fan shattered -

Open the stator housing, pull the rotor and clear out all of the debris from the broken fan, reassemble everything sans fan, then attach an electric fan to the "output" end of the generator to pull the air/exhaust out.




### **Generator Stators & Field Rewinds Plus Modified Hot Gas Path ...**

MD& A's Generator Specialists determined that the proper solution was to rewind both stators, rewind one field with new copper, and while remaining focused on returning the ...



### HOW TO: 04-06 R1 Replace Stator/Generator

new generator cover gasket new o-ring new motor oil for lubrication. Note for each step of the build add a nice coating of engine oil to the parts . Disassembly as per ...



### Kohler 14RESA rotor fan shattered -

Open the stator housing, pull the rotor and clear out all of the debris from the broken fan, reassemble everything sans fan, then attach an electric fan to the "output" end of the generator to pull the air/exhaust out. I think the generator ...

### **Aging Generator Stator and Field Rewind Plus Modified Hot Gas ...**

Mechanical Dynamics & Analysis (MD& A), as a full-service provider, was called to a forced outage necessitating two generator stator and field rewinds and a modified hot gas ...



### **BRIGGS & STRATTON 030430 PORTABLE GENERATOR SERVICE ...**

Insert stator bolts into each hole around the rear 15). Set rear bearing carrier on rotor bearing and bearing carrier. Tighten bolts in a criss-cross pattern stator. Verify second roll pin slot (B) in ...



### WASHER,STATOR INSIDE ROTOR A-29961-85 , Vital V-Twin Cycles

Purchase a WASHER,STATOR INSIDE ROTOR A-29961-85 for your Harley-Davidson or Indian motorcycle from Vital V-Twin Cycles. Your source for V-Twin aftermarket motorcycle parts and ...

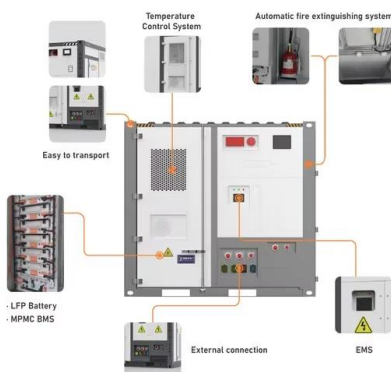


### Getting to the "Core" of Your Generator Stator Problems

4 Case Study #1 Generator Type: Hitachi 69MW Steam Turbine Generator (Type: TFLH) Core Size: 12.8' x 3.25' (length x diameter) Flux Density % of Max: >90% This particular stator had ...

### 760mm OD Generator Stator Core

760mm OD Generator Stator Core. Generator Stator normally with large size which over 200mm and if design stamping tooling directly, the investment on tooling is very expensive and mostly ...



### Generac Generator Troubleshooting, Help, and Repair Forum

In January I had a 24 with a bad rotor fresh out the box. And what was worse with that one was the first replacement rotor/stator they sent was for a pre nexus generator. QC is ...



### stator replacement walkthrough , Kawasaki VN750 Forum

exhaust crush gaskets x 2 - 11009-1476 mark everything unless you have a great memory especially the generator cover bolts and holes and bevel gear bolts and holes. ...

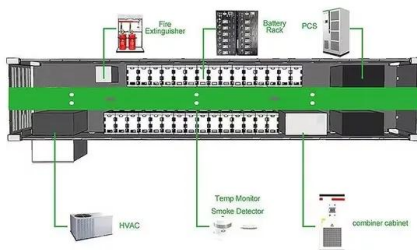


### Detection of Stator Winding Stress Relief Coating ...

If the machine is open ventilated (often the case in smaller hydrogenerators), the MOSFET sensor is placed by the exhaust air from the machine. For totally-enclosed motors and generators, a hole is drilled in the ...

### UPDATE: Kohler 14RESA rotor fan shattered -

The only logical way any bolts could have crashed into the fan is if they came from inside the stator housing to begin with, i.e. if they were the bell-housing mounting bolts. This bolt, ...



### REEFER Generator

The standard generator is protected to IP 22 (NEMA Dripproof). With the optional Exhaust Baffle assembly installed, protection is to IP 23. Single Bearing Configuration, 260 Frame. The single ...



## Contact Us

---

For catalog requests, pricing, or partnerships, please visit:  
<https://www.vdbconstruction.co.za>