

Generator wind inlet area





Overview

Wind turbine design is the process of defining the form and configuration of a turbine to extract energy from the wind. An installation consists of the systems needed to capture the wind's energy, point the turbine into the wind, convert it into electricity, and other systems to start, stop, and control the turbine.

Can vortex generators be used in large-scale wind turbines?

Conclusions and future research directions for VGs used in large-scale wind turbines. The aerodynamic performance of newly planned as well as existing wind turbines can be improved by eliminating stall. Vortex generators (VGs) can effectively delay air separation occurring on the inboard-section of the wind turbine blade.

How to increase power generation in a wind turbine?

It is observed that power generated from INVELOX system can be enhanced by model 2. For maximum power generation, there are two principles to optimize the power generation in the wind turbine, which are as follows: (1) increase the mass flow rate of air and (2) increase the pressure drop across the turbine. After analysis, it is concluded that.

How are wind turbine parts shipped?

The complete system of the grid side converter and the cascaded PI controller loops is displayed in the figure. As wind turbine usage has increased, so have companies that assist in the planning and construction of wind turbines. Most often, turbine parts are shipped via sea or rail, and then via truck to the installation site.

Can vortex generators improve the performance of Phase VI wind turbines?

Xu employed the free vortex wake model coupled with six empirical TDRE models to calculate the performance of the Phase VI wind turbine. Vortex generators (VGs) can effectively delay the separation of the boundary layer and enhance the power output of wind turbines [10, 11].

Where does velocity drop occur in a wind turbine?



The velocity drop occurs at exit of first turbine and the entrance to second and third turbine. The stream of kinetic energy is used to operate the turbine safely at ground level. 4 It was described that fluid stream in and around INVELOX is increasing capability of wind capturing.

Do vortex generators reduce air separation?

Vortex generators (VGs) can effectively delay air separation occurring on the inboard-section of the wind turbine blade. Many scholars have investigated the principle of VGs in terms of flow control and validated their ability to enhance efficiency.



Generator wind inlet area




30 Amp Generator Cord and Pre-Drilled Power Inlet Box, Generator ...

?Pre-drilled Generator Power Inlet Box? 30A Generator Cord Inlet Box PB30, 125/250V, 7500W, designed for all 30 amp NEMA L14-30 generator cord. easy to open with removable ...

Wind Power Generator Using Venturi Effect.

The ratio of the cross-sectional area of the inlet to the cross-sectional area of the venturi region and the wind strength (wind speed) of the inlet determines the strength (speed) of the wind in ...

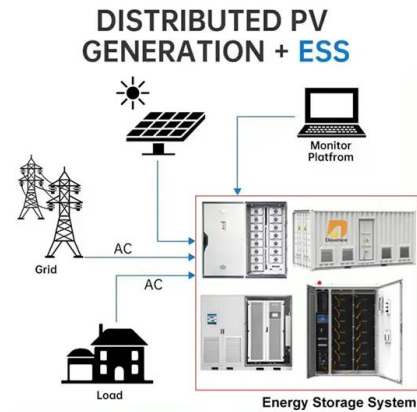


Cooling Techniques in Direct-Drive Generators for Wind Power

Direct-drive generators are an attractive candidate for wind power application since they do not need a gearbox, thus increasing operational reliability and reducing power ...

Tornado Generating Wind Turbine - A Revolution in Wind ...

This is the story of Raymond Ellis, a former Mechanical Drawing Student from Shorewood, Illinois, Inventor and Director of the TWECS project and his work on TWECS (Tornado Wind Energy ...



Researches on vortex generators applied to wind turbines: A review

The aerodynamic performance of newly planned as well as existing wind turbines can be improved by eliminating stall. Vortex generators (VGs) can effectively delay air ...



Modelling and Control of Flywheels Integrated in Wind Turbine Generators

Modelling and Control of Flywheels Integrated in Wind Turbine Generators. May 2021; DOI:10.1109 All content in this area was uploaded by Rasoul Akbari on Jul 29, 2021 ...



6.4: The Physics of a Wind Turbine

The Eq. (6.2) is already a useful formula - if we know how big is the area A to which the wind "delivers" its power. For example, is the rotor of a wind turbine is (R), then the area in question is ($A = \pi R^2$).





Modeling and Control of Flywheel-Integrated Generators in Split ...

The generator is driven by a split-shaft drivetrain that decouples the turbine's shaft from the shaft of the generator to provide independent control of their angular velocities.



Design and comparative analysis of an INVELOX wind power ...

at funnel inlet as 0.5-7.89m/s.7 Omnidirectional intake duct of wind power system was developed and investi-gated flow characteristics using computational fluid ...

Design and Experimental Analysis of an Exhaust Air Energy Recovery Wind

Ismail et al. [28] have reviewed the performance of exhaust air energy recovery wind turbines, converting wasted energy into electricity for rapid returns on investment, ...



INVELOX with multiple wind turbine generator systems

INVELOX is a wind delivery system suitable for wind power harnessing. One of its innovative features is its capability of incorporating multiple wind turbine generator systems ...



How-To: Install a Generator Inlet Plug - Mike's Viewpoint

These are the steps I took to install a generator inlet box on my house. Your situation will be different, but hopefully you'll get some useful ideas. the roof contacts the ...



Wind turbine design

OverviewAerodynamicsPower controlOther controlsTurbine sizeNacelleBladesTower

Wind turbine design is the process of defining the form and configuration of a wind turbine to extract energy from the wind. An installation consists of the systems needed to capture the wind's energy, point the turbine into the wind, convert mechanical rotation into electrical power, and other systems to start, stop, and control the turbine.

A Numerical Study of INVELOX Wind Turbine Considering the Inlet ...

This paper aims to provide a comprehensive feasibility study for the installation of a 100 MW wind power plant using the INVELOX system in Manjil, Gilan, in Northern Iran.



Wind, wave, tidal resources could help Alaska meet future energy ...

Most Alaskans live in the Railbelt area, a large section of south-central Alaska that sits north of Cook Inlet and stretches from Anchorage to Fairbanks. The vast majority of ...



Refinement of Vortex Generators in a Streamline

incidence. The flow through the inlet was simulated numerically through the solution of the steady-state, Reynolds-averaged Navier-Stokes equations on multi-block, structured grids using the ...



EXPERIMENTAL STUDY OF THE INFLUENCE OF VORTEX GENERATORS ON ...

All content in this area was uploaded by Hernan Cerón-M on Nov 05, 2015 good flow qu ality, the inlet has a aerodynamic performance of the wind turbine blade used ...

[superwind - Professionelle Windgeneratoren](#)

Superwind Windgeneratoren bestechen durch ihre innovative Technologie und robuste Bauweise. Kernstück ist die aerodynamische Rotorblattverstellung, integriert in die Nabe, die sich ...





Product Model
HJ-ESS-215A(100KW/215KWH)
HJ-ESS-115A(50KW 115KWH)

Dimensions
1600*1280*2200mm
1600*1200*2000mm

Rated Battery Capacity
215KWH/115KWH

Battery Cooling Method
Air Cooled/Liquid Cooled




NACA Inlet with delta wing vortex generator (Faria and Oliveira, ...

Devine et al. (2002) investigate, both computationally and experimentally, the influence of a pair of vortex generators, which the geometry is not presented, placed upstream of an inlet, such that

VEVOR Generator Inlet Box, 50amp Power Box, SS2-50P Power Inlet ...

Shop VEVOR Generator Inlet Box, 50amp Power Box, SS2-50P Power Inlet Box, 3 Prong Power Inlet Box 50A, 120/250V Generator Power Inlet Box, 12500W Generator Box, 10AWG ETL ...



Design and Experimental Investigation of a Wind Tunnel Gust Generator

All content in this area was uploaded by Erk Kurban on Nov 01, 2022 wind tunnel inlet managed to Cheung, R.C, Richardson, T.S., Cooper, J.E., Darbyshire, O. and ...

Henvey Inlet Wind LP Henvey Inlet Wind Wind Turbine

Henvey Inlet Wind Energy Centre (HIWEC) - Wind Turbine Specifications Report - Final Draft A-E_Wind Turbine Specs_Vol A_60341251_2015-09-15 3 1.3 Proponent Contact and Key ...





Optimum design of S-shaped diffuser by studying the effect of inlet

The present work aims at the optimum design and the optimum operating condition of a S-shaped diffuser by studying the effect of inlet velocity, turning angle and area ...



Aerodynamic effects of Vortex Generator in Wind Turbine ...

All content in this area was uploaded by Karthik Jayanarasimhan on Jan 11, 2017 The subsonic diffuser of an inlet for a Mach 2.7 supersonic transport airplane was ...



Contact Us

For catalog requests, pricing, or partnerships, please visit:
<https://www.vdbconstruction.co.za>