

How to charge a black and decker lithium battery



100-430KWH

230|400V





Overview

How do I Check my Black & Decker 20V lithium battery charger?

Some basic and key details when inspecting your Black and Decker 20V lithium battery charger instructions are as follows: Never overcharge any given battery, or overcharge. Check to see the rate of charge your battery is receiving, once the light (on the battery) flashes green, it's good to go and can be removed from the charger.

What voltage do black and Decker lithium batteries come in?

Black and Decker Lithium batteries come in a variety of voltages, the most common being 12v and 20v. With each voltage the question is how long does it take for them to charge, and how long does that charge last?

.

Why is my Black & Decker battery not charging?

If so, please allow the battery to cool, then reinsert the battery on charger to try charging again. If this still does not work, please call Black & Decker Customer Service at 800-544-6986 during eastern business hours. US and Canada.

How long does a Black & Decker drill battery take to charge?

Overcharging your battery can cause it to overheat, which can be dangerous. Most Black and Decker drill batteries take between 1-3 hours to fully charge. It is important to keep an eye on the charging time and not leave the battery charging for longer than necessary. Once the battery is fully charged, unplug the charger from the power source.

Why is my Black & Decker drill not charging?

Here are some common issues and troubleshooting steps to help you get your drill back up and running. If your Black and Decker drill battery is not



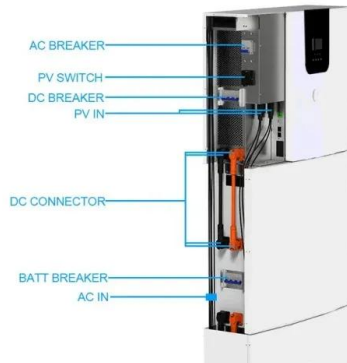
charging, there may be several reasons why. First, make sure that the battery is properly connected to the charger. If the battery is not connected properly, it will not charge.

Can a Black & Decker battery burst?

To reduce the risk of injury, charge only designated Black & Decker batteries. Other types of batteries may burst causing personal injury and damage. the charger can be shorted by foreign material. Foreign materials of a conductive nature should be kept away from charger cavities. Always unplug the charger from the power



How to charge a black and decker lithium battery



How Long To Charge A Black And Decker 18V Battery?

The Black and Decker 18V cordless drill battery is rechargeable, saving you money on buying new batteries if it stops working. Aside from knowing it's a rechargeable battery, it is essential to understand that the charging rate of these batteries depends on a variety of factors such as their age, charging condition, usage history, and the type of charger being used.

BLACK+DECKER 20V MAX* POWERCONNECT 2.0Ah Lithium Ion Battery ...

BULL-TECH 20 Volt MAX 2.0Ah Lithium Black and Decker 20V Battery,Compatible with All Power 20V Black and Decker Power+ Tools 4.6 out of 5 stars 42 1 offer from \$3999 \$ 39 99

BLACK+DECKER 20V MAX* POWERCONNECT 1.5Ah Lithium Ion Battery 4.



20V MAX* Lithium Ion Battery + Charger , BLACK+DECKER

With this 20V MAX* battery and charger combination, you have a complete charging solution. Power all our 20V MAX* tools, so you can create a supply of tools that are at the ready when you need them. 20V MAX* Lithium Ion Battery + Charger , BLACK+DECKER

Black and Decker Dustbuster Not Charging? Here's the Fix

A Black and Decker handheld vacuum cleaner (Dustbuster) may not hold a charge if its lithium-ion battery is dead. After about 300 to 500



charge cycles, or about 2 to 3 years of moderate daily use, a Dustbuster will not be able to hold a charge and should be replaced.



[BLACK+DECKER 20V MAX Lithium Battery System](#)

The 20V MAX* lithium ion battery system gives you the freedom to power a range of BLACK+DECKER power tools and outdoor equipment with long-lasting, interchan The 20V MAX* lithium ion ...



How long does it take to charge the batteries in a

Charging overnight may not be the same as charging for 16 hours. (CEC chargers will charge in 9 hours, see above) Make sure the On/Off switch is in the "O" position . The unit will not charge if the switch is in any other position. While charging the charge



Black And Decker 18V Battery Won't Charge: Reasons & How to Fix

Using a 12V Car Battery If you don't have a spare 18V battery, then try using your car battery. As above, connect positive to positive, and negative to negative. This time, just for a few seconds, and then try charging your battery again. Don't be concerned about





[18V 2.0Ah Lithium-ion Battery , BLACK+DECKER](#)

18V 2.5Ah Lithium Ion Battery Suitable for use with all Black & Decker 18V Li-Ion Power & Garden tools Additional Features Support Warranty 2 Year Limited Warranty We're confident of the quality of our products and we'll repair, without charge, any defects

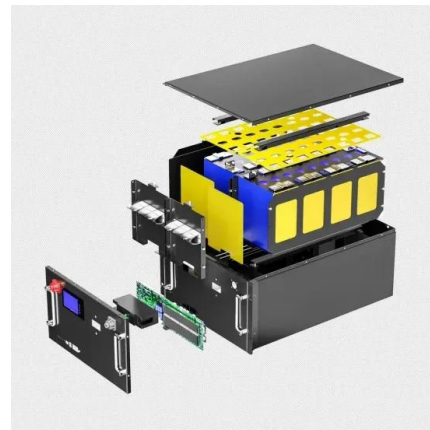


BLACK+DECKER BDCA202 INSTRUCTION MANUAL Pdf ...

View and Download Black+Decker BDCA202 instruction manual online. 20v Max Lithium charger. BDCA202 battery charger pdf manual download. Page 1 For assistance with your product, visit our website for the location o the charger is designed to operate on standard household electrical power of the service center nearest you or call the Black+Decker ...

BLACK & DECKER LSW40 INSTRUCTION MANUAL Pdf Download

BLACK+DECKER Battery and Charger Systems
WARNING: Chargers/Charge Time** (Hours) (0% - 100% Never attempt to charge) open the battery pack for any reason. If battery 40V MAX* Chargers 40V MAX* Watt pack case is cracked or damaged, do not insert Batteries Hours LCS36 LCS40 LCS436



If my battery is not charging, what can I try?

If your battery is not charging and the charger is rapid flashing and the battery is warm, it may be too hot- particularly after heavy or continued use. If so, please allow the battery to cool, then ...



**LPR Series 19
Rack Mounted**



BLACK+DECKER 20V MAX Lithium Battery System

The 20V MAX* lithium ion battery system gives you the freedom to power a range of BLACK+DECKER power tools and outdoor equipment with long-lasting, interchangeable batteries.



How to Fix Black & Decker 20V MAX Battery Not Charging

A Black & Decker 20V MAX Lithium-Ion Battery not charging can be a significant hurdle in your work. However, with the methods outlined in this article, you might be able to fix the issue yourself.

Black & Decker 12V Battery and Charger Upgrade Guide

12V Battery and Charger Upgrade Guide Video
In this video you will see I rebuild 12 battery with lithium battery for Black & Decker Impact driver. And I also





20V MAX Lithium-Ion Battery Pack 2.0Ah

This Battery Pack with 2.0 ah cells have 33 % more run time than the BLACK and DECKER LBXR20 battery pack. If you need a new Lithium Ion Battery Voltage (V) 20V Charge time (min.) 60 Charger Included Charger Not Included Color Family Black 1



Is Your Black and Decker Battery on the Blink? How to

As a general rule, lithium-ion batteries, common in Black and Decker power tools, can typically endure around 300 to 500 charge cycles before showing significant signs of deterioration. However, this can vary based on individual usage ...



Are Black and Decker Battery Chargers Interchangeable? A ...

Black and Decker offers a range of battery chargers designed for different types of batteries, including lithium-ion, NiCad, and NiMH. Each charger is engineered to work with a particular type of battery and voltage, so it's important to select the appropriate charger for your specific battery.

Black and Decker 20V Lithium Battery Charger ...

How long does it take to charge a 20v lithium Black and Decker battery can be answered in two ways; it depends on its current charge, and what you will need to use it for. The usual charge of a fully dead lithium BnD battery ...

Applications






Do Black and Decker batteries have a lifetime?

The typical estimated life of a Lithium-Ion battery is about two to three years or 300 to 500 charge cycles, whichever occurs first. One charge cycle is a period of use from fully charged, to fully discharged, and fully recharged again. Use a two to three year life

Black and Decker Weed Eater Battery Life & How To ...

You might be asking yourself, how long does a Black and Decker weed eater battery last? Well, Black and Decker weed eaters run 40 minutes or less per charge under average conditions. The Black and Decker ...



How to Charge Black and Decker Drill: A Step-by ...

5 ???· Charging a Black and Decker drill is a simple process that requires a few steps to ensure the battery is charged correctly. In this article, I will explain how to charge a Black and Decker drill, including the types of batteries used, ...

Quick Guide: Charging Time for a 20V Black and Decker Battery

The 20V Black and Decker battery is a rechargeable lithium-ion battery designed for use with Black and Decker power tools. Lithium-ion batteries are known for their lightweight design and ability to hold a charge for an extended period, making them ideal for powering tools in a variety of settings.





How should I store my Black and Decker® lithium batteries

In this article, you'll learn how to properly store your Black and Decker® lithium batteries during winter season. It's safe to leave your lithium batteries on charge over long periods of time, but in case of outdoor usage, you may want to store them away for winter.

Unlocking the Mystery: Black and Decker Batteries ...

When exploring Black and Decker charger compatibility, it is essential to understand that not all Black and Decker batteries are compatible with all Black and Decker chargers. It is crucial to match the correct battery with the appropriate charger to ensure optimal performance and safety.



BLACK+DECKER 20-Volt 2 Ah Lithium Ion (li-ion) Battery

The BLACK+DECKER LBXR2020-OPE 20-volt MAX 2.0 Ah lithium battery pack is designed to be compatible with BLACK+DECKER 20 Volt max lithium ion cordless tools and outdoor equipment. This battery is easy to install remove and is always ready to go due

Black and Decker Charger Blinking Red Light? (Possible Causes ...

Black and Decker batteries come in variations of 20-volt, 40-volt, and 60-volt, with their most common being the 20V MAX Lithium Battery 3.0 Amp Hour. This company is the gold standard when it comes to power tools and their accessories. Seldom do Black and





How long should I charge the battery for? - BLACK+DECKER

08 September 2022 17:00 Updated. In order to have a clear information about to how long to charge the battery you need to verify the Instruction Manual. Please visit this link and enter ...

What is the expected run time of a fully charged battery on

The run time of the trimmer is 10-15 minutes per battery on a fully charged battery. Battery run time may vary depending upon factors including but not limited to charging conditions, battery maintenance, storage and environmental conditions.



Contact Us

For catalog requests, pricing, or partnerships, please visit:
<https://www.vdbconstruction.co.za>