

# **How to disassemble the wind turbine generator pulley**





## Overview

---

I should mention here, I'd never dismantled a wind generator before, but I learned a lot about how to do it from the internet. I first removed the plastic nose cone. This just screws on the tapered threaded shaft, but as I unscrewed it the cone broke away from its base - something to repair later. Next, the nine bolts holding

I pressed a new front bearing onto the rotor shaft using a bar clamp and a 19mm (3/4in) inside diameter plastic tube. I used the same clamp and a

Hoisting the machine up the mast was made very much easier by tying a snapshackle to the hoisting halyard and hooking it through the eye.

How do you repair a wind turbine?

Use a higher mast to rise the wind turbine above the surrounding vegetation and obstacles. Untwist the cable at the bottom of the tower more frequently. Check the blade balancing more often. Strengthen the tail vane. Check and repair holes and cracks in the blades and resin parts. Be sure the junction boxes are still waterproof or replace them.

What is effective wind turbine maintenance?

Effective wind turbine maintenance involves a combination of preventive, predictive, and corrective measures, tailored to the specific needs of each wind turbine. Gaining a thorough understanding of wind turbine components is crucial for carrying out these tasks effectively.

How to maintain a wind turbine rotor?

Check the weather forecast before planning a maintenance service. Stop the wind turbine switchin ON the short-circuit brake (figure 1). objects or tools close to the rotors. When the two rotors are removed, they must be stored at the appropriate distance from each other, at least 1.5 m. to store them in a safe place to avoid any damage.

How do you connect a generator to a wind turbine?



Arrange the pieces as they look in the image to the right. Push them together to form a solid piece. On a large wind turbine this is called a nacelle. It holds the generator, gear boxes, and other equipment. Insert the wires attached to the DC generator through the nacelle. They should come out of the drilled hole at the back of the 90° PVC elbow.

How do you maintain a wind turbine?

Ensuring the structural integrity of wind turbine components is essential for safe and reliable operation. Structural maintenance tasks may involve:  
Ultrasonic testing or thermographic inspections to detect hidden defects.  
Monitoring of tower vibrations and resonance frequencies to identify potential issues.

What are the different types of wind turbine maintenance tasks?

Wind turbine maintenance tasks include turbine inspection, turbine cleaning, turbine lubrication, and turbine repair. Turbine inspection is the most common type of maintenance. Inspectors typically use various tools to inspect the blades, nacelle, tower, and generator. They may also take measurements and photos.



## How to disassemble the wind turbine generator pulley



### Types of Wind Turbine: Horizontal Axis & Vertical ...

A wind turbine is a mechanical machine that converts the kinetic energy of fast-moving winds into electrical energy. The energy converted is based on the axis of rotation of the blades. The small turbines are used for ...

### Build a Wind Generator for Home with a Car Alternator

Unscrew the alternator pulley nut, and remove the pulley and small fan. More articles on DIY wind generators and backyard wind power: Proper Wind Turbine Siting; Home ...



### Wind Turbine Generators , How it works, Application ...

Wind turbine generators, often simply referred to as wind turbines, are innovative devices that harness the power of wind and convert it into usable electricity. They are a crucial part of the transition towards clean, ...

### Basic Wind Experiment Kit

By combining weightlifting and electrical producing turbines, this 2-in-1 kit will allow you to perform a variety of engaging experiments and wind demonstrations. These instructions will show you ...



- LiFePO<sub>4</sub> Battery, safety**
- Wide temperature: -20~55°C**
- Modular design, easy to expand**
- The heating function is optional**
- Intelligent BMS**
- Cycle Life: > 6000**
- Warranty: 10 years**

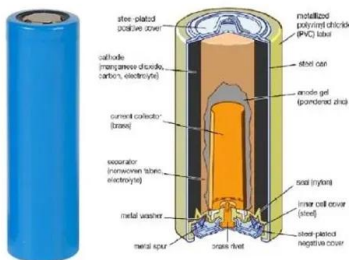


### Wind Turbine Main Shaft Disassembly & Assembly

Western Machine Works LLC worked on this wind turbine main shaft bearing disassembly and assembly for a leading wind turbine OEM. Heating the bearings are ut

### The Science of Safely Climbing a Wind Turbine Tower

A larger diameter typically means a taller tower. New wind facilities are installing towers that are 300 feet tall or more at the hub. The anatomy of a wind turbine. The spinning ...



### How To Become a Wind Turbine Technician , UTI

Perform routine wind turbine maintenance, like inspecting components and lubricating parts. Inspect wind turbine towers to make sure they're in proper working condition. Climb wind ...



### [How to Make a DIY Wind Turbine \[Free Plans\]](#)

Building a DIY wind turbine is an easy project if you have the right tools and materials. There are different designs of varying complexities. However, all these wind ...




### **Building a DIY Wind Turbine: Important Things You Need to Know**

3- Assembling Your DIY Wind Turbine Generator. Now, let's focus on the powerhouse behind your wind turbine--the generator. Here's a deeper look at assembling this ...

### [6.4: The Physics of a Wind Turbine](#)

The Eq. (6.2) is already a useful formula - if we know how big is the area A to which the wind "delivers" its power. For example, is the rotor of a wind turbine is (R), then the area in question is ( $A = \pi R^2$ ). Sometimes, however, we ...



### **The Ultimate Guide To Vertical Axis Wind Turbines**

Definition and overview of Vertical Axis Wind Turbines (VAWTs) The overview and definition of VAWTs can help us understand how these turbines function. A vertical-axis ...



## How to dismantle and repair a seized wind generator ...

Stripping down a Kiss wind generator. I should mention here, I'd never dismantled a wind generator before, but I learned a lot about how to do it from the internet. Top tip. Number the position of the blades when you ...



51.2V 150AH, 7.68KWH



## When to Repair and When to Replace a Wind Turbine ...

Minor issues such as damaged wiring can often be repaired with relative ease, but more serious problems could render a wind turbine generator unsuitable for repair. The extent of the damage will determine possible next ...

## [Crawler crane for wind turbine assembly](#)

Crane manufacturer Liebherr offers the 300-metric ton LR 1300 crawler crane. The German company developed a heavy-duty jib for the crane, especially for assembly and maintenance work on wind power installations. ...



## A Simple Guide to Wind Turbine Maintenance , SafetyCulture

Wind turbine maintenance tasks include turbine inspection, turbine cleaning, turbine lubrication, and turbine repair.. Turbine inspection is the most common type of ...



### Wind Turbine Maintenance: A Complete Guide , BGB

In this guide, we'll explore the intricacies of wind turbine maintenance, covering the essential tasks to include in a wind turbine maintenance checklist, best practices, and the importance of ...



### [The Long-Term Costs of Wind Turbines](#)

With an initial depth of 69.5 feet (roughly equivalent to the blade size of a 0.5 MW wind turbine), Drake's well set the stage for an unprecedented era of economic prosperity.



### The best home wind turbines for 2024, according to experts

See It Why it made the cut: This affordable turbine can survive most climates. Specs. Swept area: ~2.5 square meters Height: Adjustable as needed Certification: N/A Pros. ...



### [What are the physics of wind turbines?](#)

The "start-off wind speed," or "cut-in wind speed." of a wind turbine defines the basic wind speed for the turbine to start turning. How many rpm does a wind turbine spin? ...





## Wind Turbine Main Shaft Disassembly & Assembly

Western Machine Works LLC worked on this wind turbine main shaft bearing disassembly and assembly for a leading wind turbine OEM. Heating the bearings are ut



## [VEVOR Wind Turbine Manual: Setup & User Guide](#)

Learn about the VEVOR Wind Turbine Manual - a useful guide for anyone looking to install, operate, and maintain a VEVOR wind turbine. Do not disassemble the ...

## [How to Build a Wind Turbine \(with Pictures\)](#)

A pre-made generator will be the easiest option for beginners, but tutorials can be found to make your own by searching the internet for "making a wind turbine generator." If ...



## How To Fix A generator Pull Cord + Replacement Guide & DIY

In this case, follow the below DIY trick to start the generator. Step 1: Detach the Pull Cord. Carefully remove the pull cord from its housing on the generator. This may require ...



## How Long Does it Take a Wind Turbine to Pay for Itself?

The blades and the gearbox take up the majority of a wind turbine's cost. Source: Aron Yigin Return on Investment. So let's say we have an onshore 2.6 MW turbine, ...

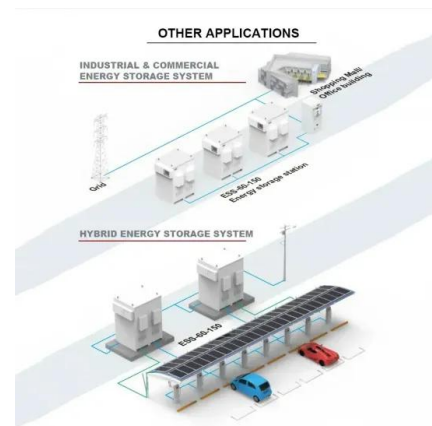


## [A Simple Guide to Wind Turbine Maintenance](#)

Wind turbine maintenance tasks include turbine inspection, turbine cleaning, turbine lubrication, and turbine repair. Turbine inspection is the most common type of maintenance. Inspectors typically use various tools to ...

## How to repair a wind turbine blade: A step-by-step guide

Wind turbines are essential for renewable energy, but what happens when their blades need repair? This video shows how to quickly and effectively repair roto




## Wind power , Your questions answered , National Grid ...

Can wind farms really produce enough power to replace fossil fuels? The UK government's British energy security strategy sets ambitions for 50GW of offshore wind power generation - enough energy to power every ...



### HOW TO REPAIR A WIND BLADE

Wind turbines play a crucial role in the use of renewable energy, but what happens when their blades need repairing? This step-by-step guide will show you how to repair rotor blades effectively.



## Contact Us

---

For catalog requests, pricing, or partnerships, please visit:  
<https://www.vdbconstruction.co.za>