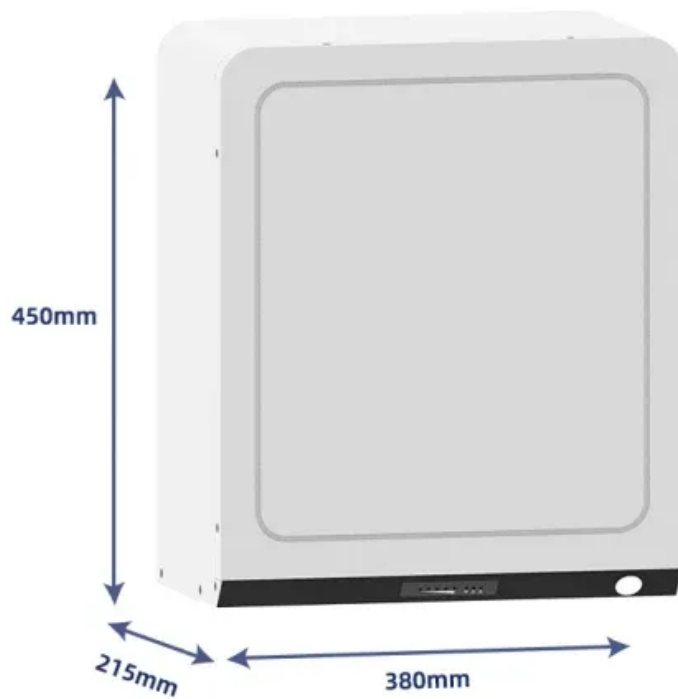


Lithium battery charger flashing red





Overview

Why is my Charger light flashing red?

Troubleshooting the physical connection or trying a compatible battery is the first step. If your charger light isn't just blinking, but rapidly flashing red, this typically means the issue lies with the battery itself – not the charger. According to battery experts, red flashing that persists after reinserting the battery can signify:

What does a red light on a lithium battery mean?

A red blinking light typically signifies that the battery is not charging properly or that there is an issue with the charging process. It could be due to problems like a faulty charger, a damaged battery, or an overheating condition. Why is my lithium battery charger blinking red after a few minutes of charging?

.

Why is my lithium battery charger blinking red and not charging?

If your Lithium battery charger is blinking red and not charging, it could be due to a few different reasons. It may indicate that the battery is too hot or too cold to charge, or that there is a problem with the charger itself. Be sure to check the user manual that came with your charger to understand what the different blinking colors mean.

What does a red light on a battery charger mean?

In such cases, experts advise several different methods for restoring the battery. A solid red light on your battery charger indicates that the battery is charging, while a flashing red light indicates an error. This error could be due to a faulty connection, a damaged battery, or an issue with the charger itself.

Why is my battery light blinking red?

Another possible reason could be a faulty connection between the charger and



the device, which could be resolved by ensuring a stable connection. Moreover, a blinking red light could also suggest a fault within the battery or charger itself, requiring professional inspection or replacement.

Why is my 20V lithium-ion battery flashing?

When you insert your 20V lithium-ion battery into a compatible charger, the two are supposed to communicate to figure out the optimal charging approach. Here's a quick rundown of what's supposed to happen: But when the red light is flashing, it means this communication isn't happening properly.



Lithium battery charger flashing red

[Why Is My Battery Charger Flashing Red?](#)

A flashing red light on your battery charger can indicate several things. It could mean that the battery is bad, the charger is faulty, or the batteries are not inserted correctly. If ...



How To Fix Ryobi 40v Battery Not Charging - 6 ...

OP401 2-Port replacement ryobi 40V lithium battery charger Fully compatible with All Ryobi 40-Volt lithium-ion battery models Ryobi Charger Flashing Red and Green - Battery in Sleep Mode The most common cause for ...



Why is my lithium battery charger blinking red and green?

If your lithium battery charger's red and green LEDs are blinking simultaneously, it indicates a problem with the battery pack. To address this, you should remove the battery pack from the ...



Why is the Light on My Battery Charger Blinking Red?

Explanation About Greenworks Battery Charger Flashing Red Light If you're a Greenworks fan, you know that their battery chargers are the best in the business. But what do you do when the light on your charger starts flashing red? It could



be a number of things



Makita Battery Charger Flashing Red and Green

When I charge my Makita lithium-ion batteries, I find that observing the indicator light patterns is crucial to understanding the status of the charging process. Indicator Light Patterns
Flashing Red: If the indicator light on my Makita battery charger flashes red, it indicates that the battery is not charging.

Demystifying the Red Light on Your Craftsman Battery Charger: ...

The red light on your Craftsman battery charger can be a source of confusion and concern. Is it indicating a problem with the charging process, or is it We are a dedicated team of tool enthusiasts committed to providing you with comprehensive insights into the world



1075KW HH ESS

8 Reasons Why Bauer Battery Charger Blinking Red And Green

I have two Bauer 20 v lithium 5.0AH batteries I use on a regular basis,now one of them when placed on the rapid charger,that came with, starts out like it's going to take a charge then rapidly red green blinking.





Porter Cable Charger Blinking Red? Try These 7 Fixes

Yet, the batteries need to be charged and if the battery charger from Porter-Cable is Blinking Red, here is what it means. Once it gets stable, that would mean your battery has been charged now, and you don't need to do anything now. That is pretty simple, right?



Understanding The Red Light On A Battery Charger: A ...

Insufficient Power Supply - When the charger doesn't receive an adequate power supply, it may not be able to charge the battery properly, triggering the red light. - Ensure that the charger is plugged into a functioning power outlet and that the power source meets

7 Reasons Behind Kobalt Battery Charger Blinking Red

These are pretty sturdy tools, and to make these tools more practical and efficient, you also get some cordless tools from Kobalt that work with the batteries, and the batteries are, of course, rechargeable. Kobalt Battery Charger Blinking Red If you are charging a battery on the Kobalt battery charger, and it is blinking red light, it can mean several things.



Ryobi Charger Blinking Red and Green - Troubleshooting Guide

Common Causes of Red/Green Blinking: While a red/green blinking: Ryobi charger typically means charging issues, the specific root cause can vary. Review the common culprits below: Overheated Battery: Batteries that overheat during charging due to extended charging sessions or direct sunlight exposure can trigger red/green blinking. . Allow batteries to ...



Battery flashes red. will not charge.

Based on your description, of the LED first flashed 1 green, which means it's having 10%-20% battery, and all 5 LEDs flashing red means the battery is experiencing low voltage. You can try to hold the power button for 5 seconds to reset the battery before trying to charge it again.



Black and Decker Charger Blinking Red Light? (Possible Causes ...

Black and Decker has been around for decades, specializing in battery-operated power tools that are built to last. They're known for quality manufacturing, so why is your Black and Decker charger exhibiting a blinking red light? If your Black and Decker charger has a blinking red light, it's probably due to an overheating battery. Other possibilities include inadequate power, a ...

Charger / Battery Diagnostics CLM3820

If the charger detects a weak or damaged battery, the charging indicator (24) will flash red at a fast rate. Follow these steps: Re-insert the battery (22). If the charging indicators continues ...



Why Is My Black & Decker Battery Charger Flashing Red?

1. Overheating One common reason for a red blinking light on your Black and Decker battery charger is overheating. When the charger becomes too hot, it activates a built-in safety feature that causes the blinking red light to appear. Overheating can occur due to



Photo courtesy of VDB Solar Solutions

[Charger / Battery Diagnostics CLM3820](#)

If the charger detects a weak or damaged battery, the charging indicator (24) will flash red at a fast rate. Follow these steps: Re-insert the battery (22). If the charging indicators continues flashing red at a fast rate, use a different battery to determine if the



GreenWorks Battery Charger Flashing Red Light: ...

Fixing these issues can solve the headache of flashing red lights. Key Takeaways Check temperature, connections, and battery condition. Fix issues to ensure proper charging. Avoid partial charging to prevent memory effects. Charge ...

Vax Battery Not Charging? Here's How to Fix It

A cordless VAX vacuum cleaner, like the VAX ONEPWR Blade series, Pace series, Evolve, Edge, Air, MAX, etc., runs on a rechargeable battery pack. But you might encounter trouble topping up the battery, leaving you to ...





Why is my 20 volt lithium battery charger flashing red?

A red blinking light means your charger can't "talk" to your battery. When you insert your 20V lithium-ion battery into a compatible charger, the two are supposed to ...



Understanding Why Your Lithium Battery Charger Is ...

If the red light on your lithium battery charger keeps blinking, it could mean that the battery is not making proper contact with the charger terminals. Check if the battery is inserted correctly and if the terminals are ...



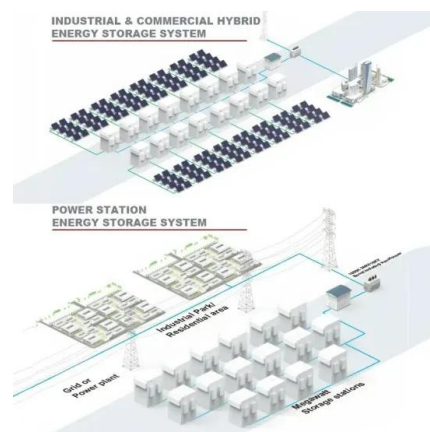
What Do the Lights Mean on a Battery Charger?

Flashing Red or Amber Light: This light often indicates a problem with the battery, such as a faulty connection, a short circuit, or an incompatible battery. In such cases, you should double-check the battery and charger compatibility and ensure proper connections.



4 Ways To Fix Black and Decker Lithium Battery Charger ...

What is most likely happening here is that the battery either isn't getting exactly the right voltage it needs to charge or the battery itself is warming up way too quickly, triggering ...





How to clear battery or the charger to quit blinking red and green

How do I take care of my EGO battery: Battery tips and tricks Battery solid red in use: Battery is too hot Battery LED is weak or totally off: Battery is over-discharged Charger not working: First LED flashing green The power head won't turn on: Electrical failure



Snapper 60V Battery Not Charging: Troubleshooting Tips and ...

Red Light Flashing: Indicates there's a problem with the battery or charger. Green Light Solid : The battery is fully charged and ready to go. In my experience, should a Snapper 60V battery fail to charge, it's crucial to first consult the owner's manual for troubleshooting.

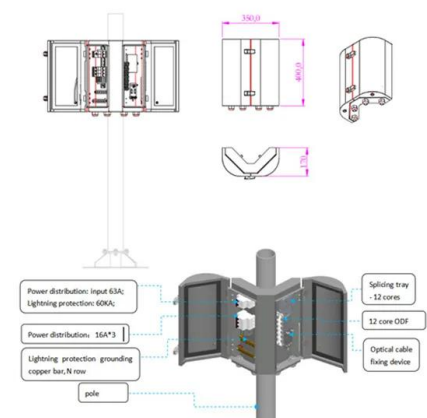


Ryobi Battery Charger Flashing Red? 4 Reasons Why

Before getting to what a flashing red light on a Ryobi battery charger means, let's cover the different LED lights on a Ryobi battery charger first to ensure there's no confusion. Depending on the model, your Ryobi battery charger might use an 18V Lithium-ion, or Nickel Cadmium batteries, and some units can charge both.

Milwaukee Charger Flashing Red and Green: Decoding the LED ...

When maintaining lithium-ion batteries, it's crucial to employ strategies that extend their lifespan. I will discuss how to optimize charging conditions and handle battery memory, which can even include jump-starting techniques when necessary. Optimizing Charging





Understanding The Reasons For Rechargeable ...

Charger Malfunction: In some cases, the blinking red light on your rechargeable battery charger may indicate a malfunction within the charger itself. The charger's circuitry, such as the voltage or temperature sensors, ...



Essential Tips for Using EBL Battery Chargers

Battery Placement and Condition: Incorrect battery placement, a damaged battery, or attempting to charge a non-rechargeable or incompatible battery can trigger a flashing red light or an ERROR. Extended Charging Period: Leaving the battery in the charger for an extended period without removal may also cause the charger to flash a red light or display an ERROR.

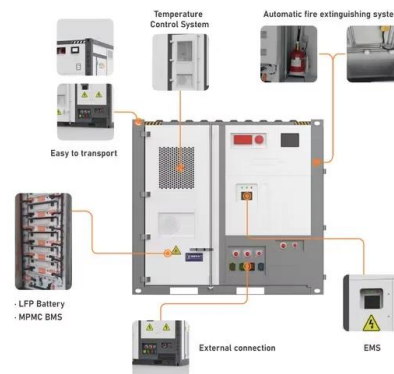


Black and Decker Charger Blinking Red Light? (Possible Causes ...

If your Black and Decker charger has a blinking red light, it's probably due to an overheating battery. Other possibilities include inadequate power, a damaged battery, ...

Troubleshooting: Why Is My Milwaukee Charger Flashing Red ...

A flashing red and green light on your Milwaukee charger is an indication of a potential issue. It could be related to overheating, a faulty battery, incorrect voltage or current, or a charger malfunction. By following the troubleshooting steps mentioned above, you can



Why Is My Battery Charger Blinking Red? Find Out ...

The blinking red light on a battery charger typically indicates an issue or a specific condition. In this article, we will explore the possible reasons why your battery charger may be blinking red, helping you troubleshoot the ...

Why Is the Light on My Battery Charger Blinking

If your Lithium battery charger is blinking red and not charging, it could be due to a few different reasons. It may indicate that the battery is too hot or too cold to charge, or ...



Contact Us

For catalog requests, pricing, or partnerships, please visit:
<https://www.vdbconstruction.co.za>