

Lithium ion battery efficiency calculation





Overview

- Lithium-ion battery efficiency is crucial, defined by energy output/input ratio.
- NCA battery effici.

Unlike traditional power plants, renewable energy from solar panels or wind turbines needs storage.

2.1. Energy efficiency As an energy intermediary, lithium-ion batteries are used to store and release electric energy. An example of this would be a battery that.

3.1. Linear trend of energy efficiency trajectory A battery undergoes a series of charging and discharging cycles during its aging process. For the.

4.1. Energy efficiency trends and ranges under different operating conditions The test schema specifies that EoL conditions occur when battery capacity drops below a ce.

What is the coulombic efficiency of a lithium ion battery?

Due to the presence of irreversible side reactions in the battery, the CE is always less than 100%. Generally, modern lithium-ion batteries have a CE of at least 99.99% if more than 90% capacity retention is desired after 1000 cycles . However, the coulombic efficiency of a battery cannot be equated with its energy efficiency.

Is a lithium-ion battery energy efficient?

Therefore, even if lithium-ion battery has a high CE, it may not be energy efficient. Energy efficiency, on the other hand, directly evaluates the ratio between the energy used during charging and the energy released during discharging, and is affected by various factors.

How are lithium ion batteries formulated?

Summary The charge, discharge, and total energy efficiencies of lithium-ion batteries (LIBs) are formulated based on the irreversible heat generated in LIBs, and the basics of the energy efficiency.



How does computational simulation affect the performance of lithium-ion batteries?

Computational simulation of lithium-ion batteries has a significant impact on the prediction of the performance of these energy storage systems as well as on the behavior and bonding of elements generated during their use.

Can CE predict the lifespan of a lithium-ion battery?

While CE helps to predict the lifespan of a lithium-ion battery, the prediction is not necessarily accurate in a rechargeable lithium metal battery. Here, we discuss the fundamental definition of CE and unravel its true meaning in lithium-ion batteries and a few representative configurations of lithium metal batteries.

Which electrochemical model is used to simulate lithium-ion batteries?

Different models coupled to the electrochemical model for the simulation of lithium-ion batteries. Table 1 shows the main equations of the Doyle/Fuller/Newman electrochemical model that describe the electrochemical phenomena that occur in the battery components (current collectors, electrodes, and separator) during its operation processes.



Lithium ion battery efficiency calculation


A method for deriving battery one-way efficiencies



Lithium-ion battery efficiency degradation is evaluated in [22] based on the OCV characteristic and accelerated calendar aging tests. A novel way to calculate energy efficiency for rechargeable batteries J. Power Sources, 206 (2012), pp. 310-314 View PDF F.

[How to Calculate a Lithium-Ion Battery...](#)

Understanding how to calculate a lithium-ion battery pack's capacity and runtime is essential for ensuring optimal performance and efficiency in devices and systems. Understanding Battery Pack Design The battery pack design involves assembling multiple cells to achieve the desired voltage and capacity.



How to calculate the internal resistance of a battery cell

For a lithium-ion battery cell, the internal resistance may be in the range of a few m Ω to a few hundred m Ω , depending on the cell type and design. For example, a high-performance lithium-ion cell designed for high-rate discharge applications may have an internal




Energy efficiency evaluation of a stationary lithium-ion battery

Energy efficiency is a key performance indicator for battery storage systems. A detailed electro-thermal model of a stationary lithium-ion battery system is developed and an evaluation of its energy efficiency is conducted. The model offers



a holistic approach to



SparkyCalc

Battery type: The calculation assumes a specific type of battery chemistry, such as lithium-ion or lead-acid. Each battery type has different characteristics that can affect its runtime. Due to these assumptions and variations in real-world usage, the actual battery runtime may differ by as much as 30% less than the theoretical calculation.

A critical comparison of LCA calculation models for the power lithium

To simplify the calculations, energy consumption and environmental burdens related to battery mass, battery efficiency, and cycle life are considered. At the same time, the formulas are deconstructed in parts and are listed in Table 1 for a clearer presentation of each selected calculation model.



State-of-health estimation of lithium-ion batteries: A

Lithium-ion battery state-of-health (SOH) monitoring is essential for maintaining the safety and reliability of electric vehicles and efficiency of energy storage systems. When the SOH of lithium-ion batteries reaches the end-of-life threshold, replacement and



Benchmarking the performance of all-solid-state lithium batteries

Lithium-ion battery technology, which uses organic liquid electrolytes, is currently the best-performing energy storage method, especially for powering mobile applications and ...



Understanding and applying coulombic efficiency in lithium

Through examining the similarities and differences of CE in lithium-ion batteries and lithium metal batteries, we establish a CE measuring protocol with the aim of developing ...

Overview on Theoretical Simulations of Lithium-Ion Batteries and

With the need for further improving lithium-ion batteries as an efficient way to match the ever-developing needs of portable device technologies, simulation, and computational modeling are essential tools for supporting the development and optimization of batteries



Half-Cell Cumulative Efficiency Forecasts Full-Cell Capacity

In this Viewpoint, we highlight the importance of CE and recommend that the battery community adopt reporting practices where advancements can be readily evaluated. Figure 1 summarizes these keys practices, namely reporting CE on relevant scales and reporting cumulative efficiency as a simple but visually striking new metric that highlights the ...



[EV design - battery calculation - x-engineer](#)

Battery pack calculation In order to chose what battery cells our pack will have, we'll analyse several battery cells models available on the market. For this example we are going to focus only on Lithium-ion cells. The input parameters of the battery cells are



A critical review of battery cell balancing techniques

Lithium batteries are designed to operate efficiently over a wide temperature range (from -20 C to 60 C). Li-ion and lithium-polymer (Li-Po) batteries, which function at typical ambient temperatures, are particularly well-suited for EV batteries.




Design and optimization of lithium-ion battery as an efficient ...

At present, the driving range for EVs is usually between 250 and 350 km per charge with the exceptions of the Tesla model S and Nissan Leaf have ranges of 500 km and 364 km respectively [11].To increase the driving range, the useable specific energy of 350 Whkg⁻¹ (750 WhL⁻¹) at the cell level and 250 Whkg⁻¹ (500 WhL⁻¹) at the system level have been ...



[BU-501a: Discharge Characteristics of Li-ion](#)

Dear All, I was looking for instantaneous current calculation for Li-ion batteries with different chemistry. Best suitable lithium ion battery to charge lipo battery of 11.1Volt, 3S, 2200mah..(wirelessly) On April 17, 2016, IqbalHamid wrote: I am using TWO I have





Determining Lithium-ion Battery One-way Energy Efficiencies: ...

This paper addresses the lithium-ion battery efficiencies, a fundamental characteristic normally not given in battery specification sheets and often overlooked.



Lithium-ion battery

A lithium-ion or Li-ion battery is a type of rechargeable battery that uses the reversible intercalation of Li + ions into electronically conducting solids to store energy. In comparison with other commercial rechargeable batteries, Li-ion ...

Battery efficiency

This comprehensive guide offers an in-depth understanding of battery efficiency, a crucial factor for evaluating battery performance and lifespan. The discussion includes the definition of battery efficiency, the different types, its dependence on various factors, and the methods to calculate and test it. The guide also examines the safety concerns related to battery efficiency.



Computational understanding of Li-ion batteries

Over the last two decades, computational methods have made tremendous advances, and today many key properties of lithium-ion batteries can be accurately predicted by first principles calculations



Overview on Theoretical Simulations of Lithium-Ion ...

Taking into account the electrochemical principles and methods that govern the different processes occurring in the battery, the present review describes the main theoretical electrochemical and thermal models that allow ...



Lithium-ion Battery Efficiency-Temperature, Calculation, and ...

This article explains how temperature affects a lithium-ion battery, how to calculate the batteries' efficiency, and comparison with other batteries. 3.2V 20A Low Temp LiFePO4 Battery Cell -40? 3C discharge capacity \geq 70% Charging temperature:-20~45? Discharging temperature: -40~+55? pass acupuncture test -40? maximum discharge rate:3C

Enhanced SOC estimation of lithium ion batteries with RealTime ...

The accurate determination of battery SOC is vital for ensuring the safe, reliable and optimal performance of lithium-ion batteries in EV applications 21.However, precisely estimating SOC is



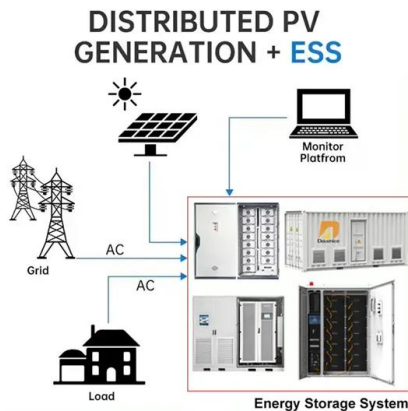
Quantum chemical calculations of lithium-ion battery

The Lithium-Ion Battery Electrolyte (LIBE) dataset reported here aims to provide accurate first-principles data to improve the understanding of SEI species and associated ...



Lithium (LiFePO4) Battery Runtime Calculator - Dot Watts®

2- Enter the battery voltage. It'll be mentioned on the specs sheet of your battery. For example, 6v, 12v, 24, 48v etc. 3- Optional: Enter battery state of charge SoC: (If left empty the calculator will assume a 100% charged battery). Battery state of charge is the level of



Introducing the energy efficiency map of lithium-ion batteries

Energy efficiency map of a typical lithium-ion battery family with graphite anode and lithium cobalt oxide (LCO) cathode, charged and discharged within the state-of-charge interval of unity (?SOC

Energy efficiency of lithium-ion batteries: Influential factors

Lithium-ion battery efficiency is crucial, defined by energy output/input ratio. o. NCA battery efficiency degradation is studied; a linear model is proposed. o. Factors affecting ...



[Battery Run Time Calculator](#)

The Battery Run Time Calculator is designed to help users estimate how long a battery will power a device based on its capacity, voltage, and the device's power consumption. This tool is crucial for anyone using ...





Energy efficiency evaluation of a stationary lithium-ion battery

Recently, lithium-ion batteries have achieved significant cost reductions as well as increases in power and lifetime [6]. Thus, they are now being increasingly installed in stationary battery systems. System sizes range from small (under 20 kWh of nominal energy), for



How to calculate Coulombic efficiency from Lithium-Sulfur battery

Both are correct because efficiency is equal to out/input, i agreed to both, my question is that, i saw many paper on Li ion battery in which, during 1st cycle, the discharge capacity is always

Coulomb Efficiency

For example, in solid-state batteries, such as the lithium-ion battery, CE is often an indication of the loss of capacity per cycle and thus an important parameter for predicting the battery left. In a flow-based battery, however, the CE only measures the difference between the charge and discharge capacity of a specific cycle.



Life cycle assessment of lithium-based batteries: Review of

The lithium-ion battery pack with NMC cathode and lithium metal anode (NMC-Li) is recognized as the most environmentally friendly new LIB based on 1 kWh storage capacity, with a cycle life approaching or surpassing lithium-ion battery pack with NMC cathode



MgTe for efficient adsorption of lithium-ion battery fault gases (H₂)

Researchers are now developing and designing new lithium-ion battery materials to improve the efficiency and stability of the batteries. Jin et al. prepared a new type of nickel and cobalt ferrite composite material (CNTs@C@MFe 2 ...



Introducing the energy efficiency map of lithium-ion batteries

The charge, discharge, and total energy efficiencies of lithium-ion batteries (LIBs) are formulated based on the irreversible heat generated in LIBs, and the basics of the ...



Calculation methods of heat produced by a lithium-ion ...

Lithium-ion batteries generate considerable amounts of heat under the condition of charging-discharging cycles. This paper presents quantitative measurements and simulations of heat release.



Contact Us

For catalog requests, pricing, or partnerships, please visit:
<https://www.vdbconstruction.co.za>