


# Photovoltaic cells infrared macular degeneration ncbi





## Overview

---

Can a photovoltaic retinal implant restore central vision without compromising peripheral field?

To restore central vision without compromising the residual peripheral field, we developed a wireless photovoltaic retinal implant (PRIMA; Pixium Vision, Paris, France) in which pixels convert images projected from video glasses using near-infrared light into electric current to stimulate the nearby inner retinal neurons.

Does loss of photoreceptors in atrophic age-related macular degeneration affect vision?

Purpose: Loss of photoreceptors in atrophic age-related macular degeneration results in severe visual impairment, although some peripheral vision is retained.

How does photovoltaic technology affect retinal prostheses?

The photovoltaic technique in retinal prostheses allowed increasing both the electrode number and density in a single step. However, despite this advancement, the small size, high stiffness and low conformability of many devices limit the overall retinal coverage to few millimetres, and so the restored visual angle to  $\sim 6^\circ$  10, 51.

How does photovoltaic epiretinal stimulation enhance the network-mediated activity of retinal ganglion cells?

J. Ophthalmol. 2011, 507037 (2011). Chenais, N. A. L., Leccardi, M. J. I. A. & Ghezzi, D. Capacitive-like photovoltaic epiretinal stimulation enhances and narrows the network-mediated activity of retinal ganglion cells by recruiting the lateral inhibitory network. J. Neural Eng. 16, 066009 (2019).

What is a photovoltaic epiretinal prosthesis for artificial vision?

Here we show a wide-field, high-density and high-resolution photovoltaic



epiretinal prosthesis for artificial vision (POLYRETINA). The prosthesis embeds 10,498 physically and functionally independent photovoltaic pixels, allowing for wide retinal coverage and high-resolution stimulation.

Does single pixel illumination induce network-mediated response from retinal ganglion cells?

Single-pixel illumination reproducibly induced network-mediated responses from retinal ganglion cells at safe irradiance levels. Furthermore, POLYRETINA allowed response discrimination with a high spatial resolution equivalent to the pixel pitch (120  $\mu\text{m}$ ) thanks to the network-mediated stimulation mechanism.



## Photovoltaic cells infrared macular degeneration ncbi

---



### Photovoltaic Restoration of Central Vision in Atrophic Age ...

Photovoltaic Restoration of Central Vision in Atrophic Age-Related Macular Degeneration  
Daniel Palanker, PhD,<sup>1</sup> Yannick Le Mer, MD,<sup>2</sup> Saddek Mohand-Said, MD,<sup>3,7</sup> Mahiul Muqit, PhD, FRCOphth,<sup>4,5</sup> Jose A. Sahel, MD<sup>2,3,6</sup> Purpose: Loss of photoreceptors

### Subretinal Photovoltaic Implant PRIMA Provides ...

Age-related macular degeneration (AMD) is one of the main causes of irreversible vision loss in ageing populations worldwide. <sup>1</sup> In 2019, the US recorded 1.49 million people aged 40 years or older with late-stage AMD, ...



### [Effects of Solar Radiation on the Eyes](#)

According to an ever-growing body of research, cataracts, pterygium, and macular degeneration are all possible side effects of prolonged exposure. Despite this, the danger of SR exposure is presently underestimated, if not completely overlooked, as a component of occupational risk for employees who do their duties outside.

### Shedding Light on Photobiomodulation Therapy for Age-Related ...

Preclinical and clinical studies have shown promising results in treating intermediate age-related macular degeneration (AMD), since PBM can produce photochemical reactions in



endogenous ...



### Evaluation of intraretinal migration of retinal pigment epithelial

The purpose of the present study was to evaluate the intraretinal migration of the retinal pigment epithelium (RPE) cells in age-related macular degeneration (AMD) using polarimetry. We evaluated 155 eyes at various AMD stages. Depolarized light images were



### Photovoltaic restoration of sight with high visual acuity

Electrical stimulation of the surviving retinal neurons provides an alternative route for delivery of visual information. We demonstrate that subretinal arrays with 70 um photovoltaic pixels ...



### Photovoltaic Restoration of Central Vision in Atrophic Age ...


Loss of photoreceptors in atrophic age-related macular degeneration results in severe visual impairment, Dalal R, Huie P, Palanker D. Retinal safety of near infrared radiation in photovoltaic restoration of sight. Biomed Opt Express 2016;7:13-21. [] [PMC free] []





## Inflammation and Cell Death in Age-Related Macular Degeneration...

Electron micrographs showing pyroptosis in mouse retinal stem cells (RSC) in response to in vitro application of IL-1 $\beta$  and IL-18 (A). IL-1 $\beta$  induced mitochondrial (M) damage, autophagy (A), glycogen accumulation (not labeled), lipid droplets (L), and nuclear condensation (N); (B) IL-1 $\beta$  induced advanced disintegration of cytoplasm in RSCs; (C) IL-18 induced mitochondrial (M) ...



## Long-term Observations of Macular Thickness after Subretinal

Long-term Observations of Macular Thickness after Subretinal Implantation of a Photovoltaic Prosthesis in Patients with Atrophic Age-related Macular Degeneration Mahiul MK Muqit, 1, 2 Yannick Le Mer, 3 Frank G Holz, 4 and José A Sahel 3, 5, 6, 7

## Photovoltaic Restoration of Central Vision in Atrophic Age ...

Objective: Loss of photoreceptors in atrophic age-related macular degeneration results in severe visual impairment, although some peripheral vision is retained. To restore central vision without compromising the residual peripheral field, we developed a wireless photovoltaic retinal implant ...



## Multimodal imaging of dry age-related macular degeneration

Purpose: The purpose of this study was to understand clinical significance of near-infrared reflectance (NIR), blue fundus autofluorescence (FAF) and near-infrared autofluorescence (NIA) in dry age-related macular degeneration (AMD), by correlation with fluorescein angiography (FA) and cross-sectional spectral domain optical



coherence tomography (SD OCT).

### [PDF] Photovoltaic Restoration of Central Vision in Atrophic Age

DOI: 10.1016/j.optha.2020.02.024 Corpus ID: 211529593 Photovoltaic Restoration of Central Vision in Atrophic Age-Related Macular Degeneration.  
@article{Palanker2020PhotovoltaicRO, title={Photovoltaic Restoration of Central Vision in Atrophic Age-Related

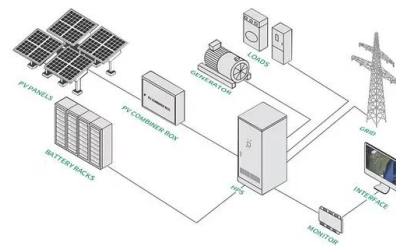


### Short-term efficacy of photobiomodulation in early and

This independent prospective study evaluated the short-term effects and safety of photobiomodulation (PBM) in early and intermediate age-related macular degeneration. ...

### In vivo imaging of retinal pigment epithelium cells in age related

In vivo imaging of retinal pigment epithelium cells in age related macular degeneration Ethan A. Rossi, 1, \* Piero Rangel-Fonseca, 2 Keith Parkins, 1 William Fischer, 3 Lisa R. Latchney, 3 Margaret A. Folwell, 1 David R. Williams, 1, 4 Alfredo Dubra, 5, 6 and 1



### Recent advances in the management and understanding of macular degeneration

Song WK, Park KM, Kim HJ, et al.: Treatment of macular degeneration using embryonic stem cell-derived retinal pigment epithelium: preliminary results in Asian patients. Stem Cell Reports. 2015; 4 (5):860-72.  
10.1016/j.stemcr.2015.04.005 [PMC free article]



[]



### The Role and Therapeutic Potential of Melatonin in Degenerative ...

Introduction Fundus degeneration encompasses a spectrum of ocular conditions, notably age-related macular degeneration (AMD) and diabetic retinopathy (DR).1 In developed nations, AMD stands as the primary cause of legal blindness in individuals aged 60 and above, particularly among those of Caucasian descent.2 Projections suggest that the ...



### INFLAMMATORY CELL ACTIVITY IN TREATED NEOVASCULAR AGE-RELATED MACULAR

Background: Imaging indicators of macular neovascularization risk can help determine patient eligibility for new treatments for geographic atrophy secondary to age-related macular degeneration. Because type 1 macular neovascularization includes inflammation, we assessed by histology the distribution of cells with inflammatory potential in two fellow eyes ...

### Metabolic Regulation of Endothelial Cells: A New Era ...

Wet age-related macular degeneration (wet AMD) is a primary contributor to visual impairment and severe vision loss globally, but the prevailing treatments are often unsatisfactory. The development of conventional ...




### Age-Related Macular Degeneration and Its Association With

Age-related macular degeneration (AMD) is a chronic macular ailment that is progressive in nature and often affects those who are above the age of 75. It is characterized by impairment of macular vision owing to anomalies in the photoreceptor cells, retinal

### Photovoltaic Restoration of Central Vision in Atrophic Age ...

Age-related macular degeneration (AMD) is a leading cause of irreversible vision loss, affecting more than 8.7% of the population worldwide; the number of affected persons is projected to reach 196 million by 2020. 1 Advanced forms of AMD (neovascularization and geographic atrophy) are associated with severe visual impairment, and their prevalence ...



### (PDF) Photovoltaic Restoration of Central Vision in Atrophic Age

To restore central vision without compromising the residual peripheral field, we developed a wireless photovoltaic retinal implant (PRIMA), in which pixels convert images ...



### Long-term Observations of Macular Thickness after Subretinal

We investigated the changes in neurosensory macular structures and its thickness associated with subretinal implantation in geographic atrophy (GA) secondary to age ...



### Biological effects and medical applications of infrared

Infrared (IR) radiation is electromagnetic radiation with wavelengths between 760 nm and 100,000 nm. Low-level light therapy (LLLT) or photobiomodulation (PBM) therapy generally employs light at red and near-infrared wavelengths (600-1000 nm) to

### Stem cell therapies for age-related macular degeneration: the ...

Background In the Western world, age-related macular degeneration (AMD) is one of the leading causes of blindness in the elderly. The incidence rate of AMD has continued to increase in the past decades. 1 - 4 According to the presence or absence of choroidal neovascularization, advanced AMD can be generally classified into two types: dry AMD and ...




### Gene Therapy for Macular Degeneration: Benefits and Procedure ...

Learn about recent research into gene therapy as a treatment for macular degeneration, how it works, the potential risks, and how close we are to a cure. Ixo-vec (ADVM-022): You can receive



### **Photovoltaic Restoration of Central Vision in Atrophic Age ...**

Loss of photoreceptors in atrophic age-related macular degeneration results in severe visual impairment, although some peripheral vision is retained. To restore central vision without compromising the residual peripheral field, we developed a wireless photovoltaic retinal implant (PRIMA; Pixium Vision, Paris, France) in which pixels convert images projected from video ...



### **Mast cells promote choroidal neovascularization in a model of age**

'Wet' age-related macular degeneration (AMD) is characterized by pathologic choroidal neovascularization (CNV) that destroys central vision. Abundant evidence points to inflammation and immune cell dysfunction in the progression of CNV in AMD. Mast cells are resident immune cells that control the in ...

### **Intravitreal use of bone marrow mononuclear fraction containing ...**

Introduction Age-related macular degeneration (AMD) is a degenerative and disabling ocular disease that requires effective preventive and curative treatment. 1 Its main manifestation is progressive and irreversible loss of central vision in over 50-year-old individuals. 2 - 4 Worldwide, it affects 8.7% of the elderly; 5 the prevalence is



estimated at 196 million in ...



### Home Energy Storage (Stackble system)



High Efficiency    Easy Installation    Safe and Reliable    Perfect Compatibility

**Product Introduction**

- Scalable from 10 kWh to 50 kWh
- Self-Consumption Optimization
- Integrated with inverter to avoid the compatibility problem
- LFP battery, safest and long cycle life
- Stackable design, effortless installation
- Capable of High-Powered Emergency-Backup and Off-Grid Function

### Wet Age-Related Macular Degeneration (AMD)

The retina is a layer of neurosensory tissue in the eye that converts light into neural signals, which the brain interprets as images. The macula is the part of the retina with the highest concentration of cones essential for central vision.[1] Wet age-related macular degeneration (AMD), also known as exudative or neovascular AMD, primarily affects the ...

### Age-Related Macular Degeneration: A Disease of Cellular ...

In the retina, PRs, ECs, ganglion cells, MG cells, and RPE cells all actively participate in suppressing immune cell activation. 70 For instance, neurons exert immunosuppressive functions through the CX3CL1-CX3CR1 axis or various cell surface molecule 71 70



### Photovoltaic retinal prosthesis restores high-resolution responses ...

Retinal implants have been predominantly tested in blind patients affected by retinitis pigmentosa, a set of inherited retinal dystrophies causing the progressive loss of retinal ...



## What is red light therapy and can it treat macular degeneration?

Can red light therapy treat macular degeneration? Read on to learn more about this type of photobiomodulation that may help reduce inflammation and stimulate tissue growth and repair in the eye.



## Contact Us

---

For catalog requests, pricing, or partnerships, please visit:  
<https://www.vdbconstruction.co.za>