

# Renewable energy market size 2021





## Overview

---

Greenhouse gas emissions from various energy-intensive industries including transportation, buildings, energy, agriculture, and others have been increasing over t.

The solar power segment accounted for the largest market share of 30.95% in 2023, and is expected to grow at a significant rate over the forecast period. It is low cost, offers a home or.

Based on application, the market is further divided into industrial, commercial, and residential segments. The industrial segment led the market in 2023 and accounted for a r.

Asia Pacific accounted for a significant revenue share of 40.98% in 2023. The increasing demand for renewable energy in Asia Pacific is attributed to rising installation of solar power pr.

Key participants in industry are focusing on technological advancements and innovation to minimize cost of renewable energy generation. In addition, industry players are practicing severa.

The global renewable energy market size was estimated at USD 1.21 trillion in 2023 and is expected to grow at a compound annual growth rate (CAGR) of 17.2% from 2024 to 2030. The shift toward low-carbon fuels and the presence of stringent environmental regulations in most of the developed countries have.

Greenhouse gas emissions from various energy-intensive industries including transportation, buildings, energy, agriculture, and others.

The solar power segment accounted for the largest market share of 30.95% in 2023, and is expected to grow at a significant rate over the forecast period. It is low cost, offers a home.

Asia Pacific accounted for a significant revenue share of 40.98% in 2023. The increasing demand for renewable energy in Asia Pacific is attributed to rising installation of solar power.

Based on application, the market is further divided into industrial, commercial, and residential segments. The industrial segment led the market in 2023 and



accounted for a revenue share of 61.90%. The growing demand for clean electricity is expected to increase the.



## Renewable energy market size 2021

---



### Renewable electricity - Renewable Energy Market Update

India's renewable energy growth recovered in 2021 following a record slowdown in 2020 due to project delays related to Covid-19 challenges. With the commissioning of already auctioned utility-scale projects and the acceleration of the distributed PV market due to

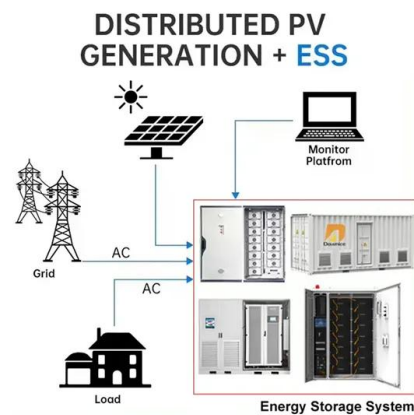


### Geothermal Energy Market Size, Share & Industry Growth

The global geothermal energy market size was valued at USD 66.24 billion in 2023 and is

### Market value of renewable energy industry worldwide ...

Global renewable energy market size 2021-2030. Published by Lucía Fernández, Sep 11, 2024. The global renewable energy market is expected to continue its upward growth over the next years .



### Executive summary - Renewables 2023 - Analysis

The world is on course to add more renewable capacity in the next five years than has been installed since the first commercial renewable energy power plant was built more than 100 years ago. In the main case forecast in this report, almost 3 700 GW of new renewable capacity comes online over the 2023-2028 period, driven by supportive policies in more than 130 countries.



projected to grow from USD 70.14 billion in 2024 to USD 117.02 billion by 2032, exhibiting a CAGR of 6.61% during the forecast period. Asia-Pacific dominated the



### [2023 LARGE-SCALE RENEWABLE ENERGY MARKET ...](#)

South Africa's large scale renewable energy market size 16 2.2.1. Renewable energy market development 16 2.2.2. Future market growth potential: The Integrated Resource Plan 18 2.3. South Africa's renewable energy value chain 21 2.4. Key players in the




### **Renewables - Global Energy Review 2021 - Analysis**

Renewable energy use increased 3% in 2020 as demand for all other fuels declined. The primary driver was an almost 7% growth in electricity generation from renewable sources. Long-term contracts, priority access to the grid, and continuous installation of new plants underpinned renewables growth despite lower electricity demand, supply chain challenges, and construction ...




### [Renewable energy in Europe](#)

Find the most up-to-date statistics about renewable energy in Europe Skip to main content statista statista.es statista Online travel market size worldwide 2017-2028 Brand value of



### [Renewable energy in Germany](#)

Find the most up-to-date statistics about the renewable energy industry in Germany Skip to main content Employment in the renewable energy sector in Germany 2021, by technology (in 1,000 jobs



### **Energy storage market size worldwide 2031 , Statista**

Market size of energy storage systems worldwide from 2021 to 2023 with a forecast until 2031 (in billion U.S. dollars) [Graph], Extrapolate, March 15, 2024. [Online].

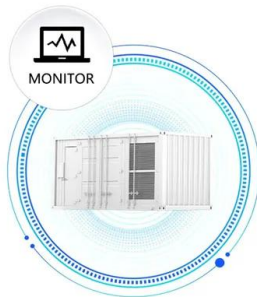
### **Japan 2021 - Analysis**

In the 5th SEP, the share of renewable energy in TPES is expected to reach 13% in 2030, up from 8% in 2019. Renewable power generation is expected to reach 24% in 2030, up from 19% in 2019. Japan has seen rapid expansion of solar photovoltaic in recent





SUPPORT REAL-TIME ONLINE  
MONITORING OF SYSTEM STATUS



## Renewable electricity - Renewable Energy Market Update 2021

The exceptional level of renewable energy capacity additions is expected to be maintained, with 270 GW becoming operational in 2021 and 280 GW in 2022. This expansion exceeds the ...

### [India Energy Outlook 2021 - Analysis](#)

India Energy Outlook 2021 explores the opportunities and challenges ahead for India as it seeks to ensure reliable, affordable and sustainable energy to a growing population. The report examines pathways out of the crisis that emerged from the Covid-19 pandemic, as well as longer-term trends, exploring how India's energy sector might evolve to 2040 under a range of ...



### [Renewable Energy Market Update](#)

In exploring the most recent market and policy developments as of April 2022, our Renewable Energy Market Update forecasts new global renewable power capacity additions and biofuel demand for 2023 and 2024. It also discusses key uncertainties and policy

### 2020 and 2021 forecast overview - Renewable energy market ...

In addition, 2020 is the milestone year in which EU member states need to demonstrate compliance with the Renewable Energy Directive's 10% renewable energy share in transport. Given the disruption to transport fuel demand and biofuel production, the shares that member states would have achieved under normal circumstances could well be different due to the ...





### [Renewable energy in Canada](#)

Find up-to-date statistics and facts on renewable energy sources in Canada Skip to main content statista statista.es Online travel market size worldwide 2017-2028 Brand value of leading

### Renewables 2021

Renewable Energy Foundation (EREF), European Renewable Ethanol Association (EPURE), European Solar Thermal Industry Federation (ESTIF), First Solar, FTI Consulting, General Electric (GE), Gestore dei Servizi Energetici




### [Renewable energy market update - Analysis](#)

This report is a market update on the IEA's most recent five-year renewable energy forecast, Renewables 2019, published in October 2019. It provides an early analysis of the drivers and challenges since last October, and covers renewable capacity additions for all technologies and transport biofuel production expected during 2020 and 2021.

### Renewable Energy Market Size, Share Analysis, ...

Renewable energy market size to exceed \$2.5 trillion by 2033, growing at a CAGR of 8.5%. Growing emphasis on environmental, social, and governance (ESG) criteria among investors drive significant growth in the renewable ...



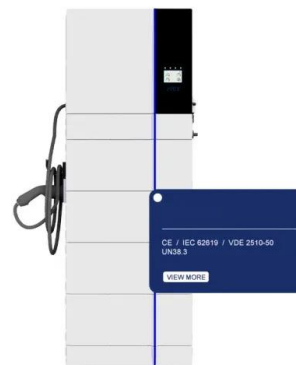


### [Renewable Energy Statistics 2021](#)

Renewable Energy Statistics 2021 provides data sets on power-generation capacity for 2011-2020, actual power generation for 2011-2019 and renewable energy balances for over 130 ...

### Executive summary - Renewable Energy Market Update

Accelerating renewable energy deployment in Europe since 2021 has mitigated the economic impact of the energy crisis. Low-cost wind and solar PV are on course to displace an estimated 230 terawatt-hours (TWh) of expensive fossil fuel generation over the 2021-2023 period, helping to reduce wholesale electricity prices in all European markets.



### Understanding the U.S. Renewable Energy Market: A Guide for

12	12	Billions kWh	1200	1000	800	600	400	200	0
Solar	Wind	2025	2030	2035	2040	2045	2050		
Geothermal	Hydroelectric	Other	2010	2015	2020				

Source: U.S. Energy Information Administration, Annual Energy Outlook 2021, Accessed September 15, 2021,

### Low carbon and renewable energy economy, UK: 2021

1. Main Points Low carbon and renewable energy economy (LCREE) turnover and employment estimates are both at their highest level since the first comparable figures in 2015. Between 2020 and 2021, LCREE turnover (all in current prices) increased by 30.8%



51.2V 300AH



### [State of the Market Report 2021](#)

The emergence and growth of Corporate Renewable Power Purchase Agreements (Corporate PPAs) has been one of the major changes to the market for large-scale renewable energy. Since 2017, we estimate there have been 110 Corporate PPAs negotiated, contracting over 4 GW of renewable energy generation.

### [Renewable energy in Malaysia](#)

Share of renewables in the global paper industry's energy consumption 2011-2021  
Renewable energy share in the paper, pulp, New and renewable energy industry sales revenue South Korea 2014-2022



### **Executive summary - Renewables 2021 - Analysis**

Renewables - including electricity, heat, biofuels and biogas - account for just 11% of governments' economic recovery spending on clean energy. Renewables are expected to ...

### **Renewable Energy Market Update 2021 - Analysis**

In exploring recent market and policy developments, the Renewable Energy Market Update forecasts new global renewable power capacity additions for 2021 and 2022. It also provides updated biofuel production forecasts for these years, as the sector suffered significant losses with declining transport demand during the pandemic.





### Renewable electricity - Renewable Energy Market Update 2021



The exceptional level of renewable energy capacity additions is expected to be maintained, with 270 GW becoming operational in 2021 and 280 GW in 2022. This expansion exceeds the record-level annual capacity additions of 2017-2019 by over 50%, such that renewables are expected to account for 90% of total global power capacity increases in both 2021 and 2022.

### Low carbon and renewable energy economy, UK: 2020

1. Main points Turnover in the UK low carbon and renewable energy economy (LCREE) was estimated to be £41.2 billion in 2020, with no significant change since 2014 when the survey began. Employment in the UK LCREE was estimated to be 207,800 full-time



### Renewables 2021 : Analysis and forecast to 2026 , Market Report ...

Renewables 2021 is the IEA's primary analysis on the sector, based on current policies and market developments. It forecasts the deployment of renewable energy technologies in electricity, transport and heat to 2026 while also exploring key



### Renewables 2021 : Analysis and forecast to 2026 , Market Report ...

Renewables 2021 is the IEA's primary analysis on the sector, based on current policies and market developments. It forecasts the deployment of renewable energy ...





## Contact Us

---

For catalog requests, pricing, or partnerships, please visit:  
<https://www.vdbconstruction.co.za>