

# **Solar flare classification system**





## Overview

---

The modern classification system for solar flares uses the letters A, B, C, M, or X, according to the peak in watts per square metre ( $W/m^2$ ) of with 0.1 to 0.8 (1 to 8), as measured by satellites in . The strength of an event within a class is noted by a numerical suffix ranging fr.

The modern classification system for solar flares uses the letters A, B, C, M, or X, according to the peak flux in watts per square metre ( $W/m^2$ ) of soft X-rays with wavelengths 0.1 to 0.8 nanometres (1 to 8 ångströms), as measured by GOES satellites in geosynchronous orbit. How are solar flares classified?

The modern classification system for solar flares uses the letters A, B, C, M, or X, according to the peak flux in watts per square metre ( $W/m^2$ ) of soft X-rays with wavelengths 0.1 to 0.8 nanometres (1 to 8 ångströms), as measured by GOES satellites in geosynchronous orbit.

What are X-class solar flares?

The biggest flares are known as "X-class flares" based on a classification system that divides solar flares according to their strength. The smallest ones are A-class (near background levels), followed by B, C, M and X. Similar to the Richter scale for earthquakes, each letter represents a 10-fold increase in energy output.

What is the X-ray index of solar flare XI?

A new classification parameter of solar flares is proposed here - the X-ray index of flare XI, based on GOES measurements of solar radiation in the SXR-range. The XI-index has a clear physical interpretation associated with the total flare energy in the SXR-range. XI is easily calculated for each flare with the use of available GOES data.

What is a solar flare?

Solar flare is a major energetic phenomenon that causes electromagnetic radiations and it accelerates particles to high energy. There are several classes of flares and their physical mechanism has been largely explored and reported in the literature (Bai and Sturrock 1989).



How to determine flare class in optical classification?

An important point for determining the flare class in the optical classification is the identification of letters and numbers with the real parameters of the X-ray classification based on the magnitude of fluxes at the flare maximum (Ozgus et al. 2003).

What is a flare in physics?

Flares happen when the powerful magnetic fields in and around the sun reconnect. They're usually associated with active regions, often seen as sun spots, where the magnetic fields are strongest. Flares are classified according to their strength. The smallest ones are B-class, followed by C, M and X, the largest.



## Solar flare classification system

---



### Machine learning techniques applied to solar flares forecasting

WOLF - a computer expert system for sunspot classification and solar flare prediction  
Knowledge-Based Systems in Astronomy,  
Springer Berlin Heidelberg, Berlin, Heidelberg ( 1989 ), pp. 107 - 120, 10.1007/3-540-51044-3\_20

### Solar Flare Classifications

Ranking of a solar flare is based on its x-ray output. Flares are classified according to the order of magnitude of the peak burst intensity (I) measured at the earth in the 0.1 to 0.8 nm wavelength band as follows: Peak, 0.1 to 0.8 nm band Class



### What Is A Solar Flare? Here's Everything You Need To Know

The modern classification system for solar flares employs the letters A, B, C, M, or X, based on the peak flux in watts per square meter ( $W/m^2$ ) of soft X-rays with wavelengths ranging from 0.1 to 0.8 nanometres (1 to 8 ngströms), as measured by the GOES

### A Guide to Solar Flares: What Does It Take To Be X ...

The biggest flares are known as "X-class flares" based on a classification system that divides solar flares according to their strength. The smallest ones are A-class (near background levels), followed by B, C, M and ...



### The Greatest GOES Soft X-ray Flares: Saturation and

The solar soft X-ray observations from the GOES satellites now span two full Hale cycles and provide one of the best quantitative records of solar activity, with nearly continuous flare records since 1975. We present a uniform new reduction of the entire time series for 1975 to 2022 at NOAA class C1 level or above, to characterize the occurrence distribution ...



### Flare Production Potential of Sunspot Based on

H\_alpha Classification system of solar flares described based on the size of bright area and the amount of brightening. By combining above two parameters 15 different flare class can be described such as Sf, 2N, 4B, etc. Flare Importance Flaring Area (MSH)



### How Do Scientists Classify Solar Flares? , Space

The NOAA solar flare classification system ranks solar flares from class A through X, with class A being the weakest and class X the strongest. "The biggest X-class flares are by far the largest"





### Beyond Traditional Flare Forecasting: A Data-driven Labeling ...

Solar flare prediction is a central problem in space weather forecasting. Existing solar flare prediction tools are mainly dependent on the GOES classification system, and models commonly use a proxy of maximum (peak) X-ray flux measurement over a particular



### Solar Flare Classification via Modified Metaheuristic Optimized ...

A robust system for solar flare classification is needed to take timely preemptive measures to protect communication networks on Earth as well as in space. One potential approach to address this challenge is the utilization of artificial intelligence (AI) techniques.



### Solar flare

Overview  
Classification  
Physical description  
Frequency  
Effects  
Observational history  
Prediction  
See also

The modern classification system for solar flares uses the letters A, B, C, M, or X, according to the peak flux in watts per square metre (W/m<sup>2</sup>) of soft X-rays with wavelengths 0.1 to 0.8 nanometres (1 to 8 ångströms), as measured by GOES satellites in geosynchronous orbit. The strength of an event within a class is noted by a numerical suffix ranging fr...



### [Classification of Solar Flares](#)

The problem with classifications in general is that objects or phenomena do not fall into neatly arranged boxes. There are always exceptions, and some objects fall in the gray areas. (See ref. 1, for a summary of a discussion on solar flare



- TELECOM CABINET
- BRAND NEW ORIGINAL
- HIGH-EFFICIENCY

### How are Solar Flares Classified and Why? , New Space Economy

Solar Flare Classification System Solar flares are classified based on their intensity, which is measured by the amount of X-ray radiation they emit at the peak of the flare. The classification system was established by the National Oceanic and Atmospheric Administration (NOAA) and is divided into three main categories: C, M, and X.



### The Classification of X-ray Solar Flares

Scientists classify solar flares according to their x-ray brightness in the wavelength range 1 to 8 Angstroms. There are 3 categories: X-class flares are big; they are major events that can ...

### New classification parameter of solar flares based on the

Solar flare activity is characterized by different classification systems, both in optical and X-ray ranges. The most generally accepted classifications of solar flares describe important parameters of flares such as the maximum of brightness of the flare in the optical range - H<sub>α</sub> flare class (change from F to B), area of the flare in H<sub>α</sub> (change from S for ...





### New classification parameter of solar flares based on the

A new classification parameter of solar flares is proposed here - the X-ray index of flare XI, based on GOES measurements of solar radiation in the SXR-range. The XI-index ...

### [\(PDF\) Classification of Solar Flares](#)

Based on these recent findings, solar flares are grouped into five classes: thermal hard X-ray flares, nonthermal hard X-ray flares, impulsive gamma-ray/proton flares, gradual



### [NASA Captures Triple X-Class Solar Eruptions](#)

NASA's Solar Dynamics Observatory, which constantly watches the Sun, just captured images of 3 powerful X-class solar flares. The first was classified as an X1.7 class flare and peaked at 10:09 p.m. ET on May 13, 2024. ...

### Solar Flare Data , NCEI

A general discussion of solar flares is found in Svestka's, SOLAR FLARES (1976). NCEI archives approximately 80 stations, from 1938 to the present. Five stations send data to NCEI on a monthly basis -- the current main observing emphasis for Space Weather has transitioned to Coronal Mass Ejections (CMEs) which directly impact the Earth's geomagnetic field.



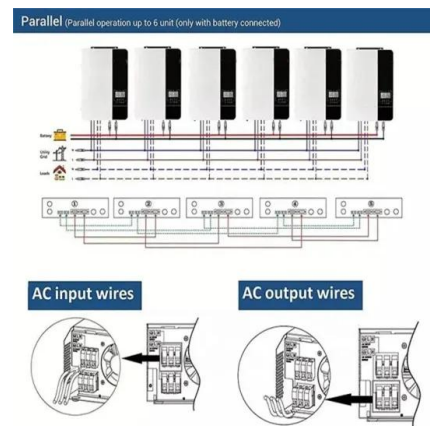


### Analysis of the main factors affecting the performance of multi

Efficient forecasting of solar flares is of significant importance for better risk prevention. Currently, there is relatively rare research on multi/four-classification of flares, and the influence of the number of time steps and data feature dimensions on the prediction performance of multi-class models has not been considered. In this study, we utilize the Space-weather HMI ...

### [\(PDF\) Classification of Solar Flares](#)

Solar flares are classified (by energy) into several categories: A, B, C, M, and X, with A being the least intense and X being the most intense (Janvier et al., 2015). Each category has nine



### Solar flares

The plot on this page shows us the most recent 24-hour solar X-ray data from the primary GOES satellite. You can zoom in on this plot by selecting a time period that you wish to view and even export the graph as a JPG, PDF, SVG or PNG file. Beneath that we have a collection of live imagery which

### SWx classifications

Optical flare classification Flares can also be classified according to their size and brightness in H-alpha, a line at 656.28 nm in the red part of the solar spectrum. This optical system was approved by Commission 10 of the IAU and came in effect on 1 January





### What are the different types, or classes, of flares?

Scientists classify solar flares according to their X-ray brightness, in the wavelength range 1 to 8 Angstroms. Flares classes have names: A, B, C, M, and X, with A being the tiniest and X being the largest. Each category has nine subdivisions ranging from, e.g., C1 to C9, M1 to M9, and ...



### Full-disk Solar Flare Forecasting System

Full-disk Solar Flare Classification Forecast  $\geq$ C-  
Class Full-disk Solar Flare Classification Forecast  
in the next 24 Hours model Forecast time (UTC)  
CV1 CV2 CV3 CV4 CV5 CV6 CV7 CV8 CV9 CV10  
Result CNN----- CNN-ECA-----ViT



### NOAA Space Weather Scales

Power systems: Widespread voltage control problems and protective system problems can occur, some grid systems may experience complete collapse or blackouts. Transformers may experience damage. Spacecraft operations: May experience extensive surface charging, problems with orientation, uplink/downlink and tracking satellites.



### Solar flares: What are they and how do they affect Earth?

Read more about solar flares and the effects on air travel with this article from the Health Physics Society. Bibliography Fox, K. C. Solar flares: What does it take to be X-class? NASA. Aug. 9, 2011.





### Optimizing machine learning for space weather forecasting and ...

Space weather profoundly impacts Earth and its surrounding space environment, necessitating improved prediction to safeguard critical infrastructure such as communication and satellites. Solar flares can disrupt communications and pose radiation risks to airline passengers. While traditional methods offer rough estimates of solar activity trends, the ...

### [1805.07158] New classification parameter of solar flares based ...

A new classification parameter of solar flares is proposed here -- the X-ray index of flare XI, based on GOES measurements of solar radiation in the SXR-range. The XI-index ...



Deye inverters and Deye batteries are more compatible.

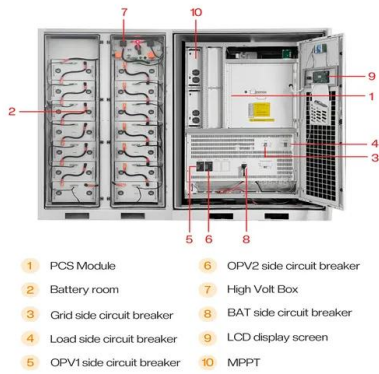
### [NASA SVS , X-Class: A Guide to Solar Flares](#)

Flares happen when the powerful magnetic fields in and around the sun reconnect. They're usually associated with active regions, often seen as sun spots, where the ...

### ESA

Scientists classify solar flares according to their peak brightness in X-ray wavelengths. There are five categories, listed here in order from most intense to least intense: X-class flares are the biggest; they are major events that can trigger radio blackouts around the whole world and long-lasting radiation storms in the upper atmosphere.






### NOAA Solar Eruption Classifications

The biggest flares are known as "X-class flares" based on a classification system that divides solar flares according to their strength. The smallest ones are A-class (near background levels), followed by B, C, M, and X. Similar to the Richter scale for earthquakes, each letter represents a 10-fold increase in energy output.

### **NASA SVS , Largest Flare yet from Solar Cycle 25**

On May 14, 2024, the Sun emitted a strong solar flare. This solar flare is the largest of Solar Cycle 25 and is classified as an X8.7 flare. X-class denotes the most intense flares, while the number provides more information about its strength. A solar flare is an intense burst of radiation, or light, on the Sun. Flares are our solar system's most powerful explosive events. Light only takes



### **Automated Solar Activity Prediction: A hybrid computer platform ...**

1. Introduction [2] Space weather is defined by the U.S. National Space Weather Program (NSWP) as "conditions on the Sun and in the solar wind, magnetosphere, ionosphere, and thermosphere that can influence the performance and reliability of space-borne and ground-based technological systems and can endanger human life or health" [Koskinen et al., 2001].

## **Contact Us**

For catalog requests, pricing, or partnerships, please visit:  
<https://www.vdbconstruction.co.za>