


System security power on password required





Overview

When the logo screen is displayed, immediately press F1. Type the supervisor password to enter the UEFI BIOS menu. Select Security > Password > Power-On Password by using the arrow keys. Type the current supervisor password in the Enter Current Password field. Then, leave the Enter New Password field blank, and press Enter twice.



System security power on password required



??????

?????. ?????????,?????????????????? ??
UEFI/BIOS Setup Utility? ?? Security > Power on
Password,??? Enter ?? ? : ??????? ...

ThinkPad????????-?????

????: ??????. 1. ?????? 2. ??,????????,??F1 ??
?????ThinkPad Setup ?????? 3. ??????????????? ...



ThinkPad????????BIOS????????



ThinkPad????????BIOS?????????. ?????:ThinkPad
X220i. ?????:
1??????F1??bios??,???Security?-?Password?,???:
2 ...

Setting a Bios password on Surface Pro 6 , Windows 11 Forum

Hello. I'm a new recruit to Windows 11 with my recently acquired Surface Pro 6. I'd like to set a power on password but cannot find any way of doing so. Searching for answers and I'm directed to modifying the UEFI settings but alas, I cannot



even find these! Previous laptops had been easy to



Power-on Password help

I pushed the power on, just as I normally do. But found out displaying this: "Power-on Password" The last time I use it was like the usual thing I do. I do now know the password and how i ended up with this. I tried some of these: I tried to remove the battery for a

??BIOS????????????

1.?????F2??BIOS??,????????????,????????????BIOS
????? ??? 2.??BIOS?????,?Security??,?????Set
Administrator password?
3,????????????,????????,????????,?????? ...



Activer le mot de passe à la mise sous tension

Sélectionnez Security > Power on Password et appuyez sur Entrée. Remarque : Le mot de passe administrateur doit être défini au préalable. Modifiez le paramètre sur Enabled. Sélectionnez Exit > Exit Saving Changes.



How to Set Power-On Password for the Notebook

With the power-on password enabled, the screen remains black, and you are prompted to enter a password as soon as you turn on the computer. The power-on password is set (enabled or disabled) in the System BIOS option window.

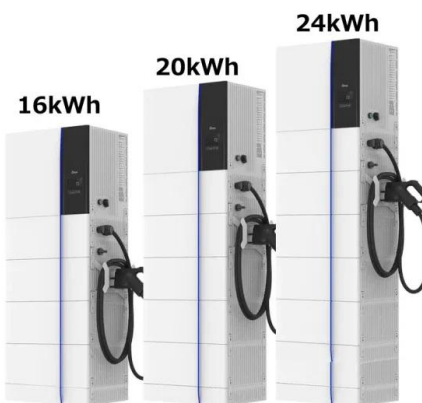


power-on??

HP nx6130 power-on password, F10, computer setup, security, power on password, "?????????"

ThinkPad 380

Supervisor Password (?????)
BIOS, (Password) 1.
F1, Easy-Setup?; 2. Easy-Setup, Password, : Power-On Password HDD



????????????

Security? > Power on Password? Enter
?: ???
Enabled? ???????



[??? : hp 840 g2????power on password??!](#)

1. ???F10??BIOS,??BIOS Administrator??,????Security?current user?????:BIOS Administrator. 2. ??User Management-Creat New ...



????????????????

????????Security? > ?Password? > ?Power-On Password? ?????? ?Enter Current Password????? ?????????????????????????????????????Enter New Password????????????????? Enter ??? 2 ???

??BIOS????????????

??BIOS????1.????F2??BIOS??,????????????,???? ??????BIOS????? ???
2.??BIOS????,?Security??,????Set Administrator password? 3,?...



System Security: Power-On Password Required Ente_???? ...

??Advanced BIOS Features -> security option ->?system??? setup 3. ???F10,??OK,???? ?????????????????? ?????????,?????????????,????????,??? ??????,????????????,?????????????????



 LFP 280Ah C&i



[Set, change, and remove a password](#)

If you have set a supervisor password and remember it: Restart the computer. When the logo screen is displayed, immediately press F1. Type the supervisor password to enter the UEFI BIOS menu. Select Security > Password > Power-On Password by using the arrow keys.



Understanding Power-On Passwords for Enhanced Cyber Security

After setting up the power-on password, users must remember to keep the password secure and not share it with unauthorized individuals. Forgetting this password can lead to difficulties in accessing the system or require technical assistance to reset it.



Stuck on "System Security: Supervisor Password ...

I have not set up any Supervisor password but have tried every password it could be. It gives me 3 tries and then turns off. When i turn it back on i get 3 more tries. I am unable to enter BIOS to reset the entire pc as this ...



[System Security : Power On Password Required](#)

System is configured default settings (Load Optimal Defaults) Power on system > F1 for BIOS Setup Utility Set Administrator Password [pap] Set Hard Disk Password Hard Disk Password > SATA Drive 0 Password > [User + Master] User Hard Disk Password





Power-on password , System x3550 M3 , Lenovo Docs

The default for all of the switches on switch block (SW4) is Off. While the server is turned off, move switch 1 of the switch block (SW4) to the On position to enable the power-on password override. You can then start the Setup utility and reset the power-on



????????????BIOS????????

????????????BIOS????????????????????????????????BIOS????????
??
????????????????????????

[?????enter power-on password ?????-ZOL??](#)

Enter power-on password????????????????BIOS????????,????:
1,??BIOS?? 2,??Advanced BIOS Features ->
security option ->?system??? setup
3,???F10,??OK,???? ?????????????????



ThinkPad BIOS????-????

User Password:?????,????????,?????BIOS?????
???Power-On?????,?????BIOS?????????Power-On
On???????? ...





[?????enter power-on password ?????](#)

2011-11-25. ?? .????????????CMOS??,?????????????,?
??,??,CMOS???????????,
?? ...



System Security: Power-On Password Required Ente_???? ...

?????BIOS??????????,?????:1,??BIOS??2,??Advanced BIOS Features -> security option ->?system?? setup3,??F10,? ...

???????System Security:Power-On Password Requiref

?????????System Security:Power-On Password Requiref ??????????,????????????????,?????,????,???? ???????,??f1??????,??????,????????????????????????



[ThinkPad????????????????????, ???](#)

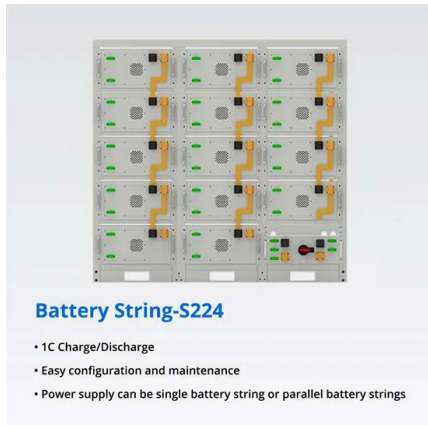
X13??Password?????????System Management Access Control???? ??????????Power-on-Password???????????????? ????????????????????????? Password???????????????????????????????????? ...





ThinkPad????????BIOS????????

Supervisor Password?Power-On
Password?????,Password Status?Disabled;?????
???Enabled?F1???bios?????Supervisor
Password,?????bios????????????????,??Supervisor
Password?Power-On Password



??bios??/power-on password/CMOS(???????????)

????????F10,????computer
setup,???security,??power on password?,?????
????????,?????????????"????????? ...

??(POWER-ON)??????????

??(POWER-ON)??????????IBM
ThinkPad????????????,????????????????????????????????,?????
????????????????,????????,????CMOS????,?????



System Security: Supervisor Password Required

Lenovo X1 Yoga asking for Supervisor Password at boot up. I can buy the laptop quite cheap (through reputable seller) due to this problem. Am I right in thinking it could be solved by shifting it to Fedora (which I'd want to do anyway)? thanks



[Types of password for ThinkPad](#)

This article shows you the types of passwords for ThinkPad and explains what to do if one of these passwords is lost or forgotten. About Lenovo Our Company News Investor Relations Sustainability



How to Reset Power On Password: Step-by-Step ...

Power On Passwords are often used interchangeably with BIOS or UEFI passwords because they are set and managed through the BIOS or UEFI settings. However, Power On Passwords refers to the password ...

Contact Us

For catalog requests, pricing, or partnerships, please visit:
<https://www.vdbconstruction.co.za>