

# What is wind power generation utilization hours





## Overview

---

Wind power is the use of energy to generate useful work. Historically, wind power was used by , and , but today it is mostly used to generate electricity. This article deals only with wind power for electricity generation. Today, wind power is generated almost completely with , generally grouped into and connected to the .

Utilization hours refer to the annual power produced, divided by rated power. What are the utilization hours of China's Wind power generation equipment?

Utilization hours refer to the annual power produced, divided by rated power. As can be seen from Figure 4, the utilization hours of China's wind power generation equipment fluctuated to a certain extent, with the lowest point of 1724 h in 2015 and the highest value of 2103 h in 2018.

What is wind power generation?

Wind power generation is power generation that converts wind energy into electric energy. The wind generating set absorbs wind energy with a specially designed blade and converts wind energy to mechanical energy, which further drives the generator rotating and realizes conversion of wind energy to electric energy.

What percentage of electricity is generated by wind?

Wind energy generation accounted for 24% of total electricity generation (including renewables and non-renewables) in 2020; with offshore wind accounting for 13% and onshore wind accounting for 11%. Data on energy generation is from the UK Department of Business, Energy and Industrial Strategy's Energy Trends. 4. Business activity in wind energy.

What is wind power?

Wind power is the use of wind energy to generate useful work. Historically, wind power was used by sails, windmills and windpumps, but today it is mostly used to generate electricity. This article deals only with wind power for electricity generation.



How much electricity is generated by wind in 2022?

The amount of electricity generated by wind increased by 265 TWh in 2022 (up 14%), the second largest growth of all power generation technologies. Wind remains the leading non-hydro renewable technology, generating over 210 TWh in 2022, more than all the others combined.

What is the wind energy industry like in the UK?

Exploring the wind energy industry in the UK, including energy generation, turnover and employment. Includes data from the Office for National Statistics and other official sources. This is the latest release. 1. Main points Electricity generation from wind power in the UK has increased by 715% from 2009 to 2020.



## What is wind power generation utilization hours

---



### How to Calculate The Utilization Hours of Power ...

If two wind turbines are regarded as one wind farm, the annual power generation capacity of the whole wind farm is 12000 kWh, and the installed capacity is 5MW, then the annual utilization hours of the wind farm are 2400 ...

### Wind energy facts, advantages, and disadvantages

How much of global electricity demand is met by wind energy? Wind energy is a small but fast-growing fraction of electricity production. It accounts for 5 percent of global electricity production and 8 percent of the U.S. electricity supply.. ...



### [Wind power in the United States](#)

Brazos Wind Farm in Texas. Mendota Hills Wind Farm in northern Illinois. Wind power is a branch of the energy industry that has expanded quickly in the United States over the last several ...



### Wind energy in the UK

Wind electricity generation in the UK. In 2020, the UK generated 75,610 gigawatt hours (GWh) of electricity from both offshore and onshore wind. This would be enough to power 8.4 trillion




### Wind Power Facts and Statistics , ACP

For example, suppose the maximum theoretical output of a two megawatt wind turbine in a year is 17,520 megawatt-hours (two times 8,760 hours, the number of hours in a year). However, the ...



### **Status Quo, Development and Utilization Efficiencies of Wind Power ...**

In 2020, the country's average wind power utilization hours were 2097. Processes 2021, 9, 2133 7 of 13. h; with Fujian wind power generation in China has ...



### **Wind energy in Europe**

In 2022, electricity generation from wind in the European Union amounted to roughly 420 terawatt hours, up from 385 terawatt hours a year earlier. Wind power is an important contributor





### (PDF) Evaluation and Prediction of Wind Power Utilization ...

It is particularly important for the scientific development of wind power to accurately measure the utilization efficiency of wind power and understand its regional ...



### Overview of wind power generation in China: Status and development

The wind resource distributions in China are presented and assessed, and the 10 GW-scale wind power generation bases are introduced in details. The domestic research ...



### Wind explained Electricity generation from wind

How wind turbines work. Wind turbines use blades to collect the wind's kinetic energy. Wind flows over the blades creating lift (similar to the effect on airplane wings), which ...



- ✓ LIQUID/AIR COOLING
- ✓ INTELLIGENT INTEGRATION
- ✓ PROTECTION IP54/IP55
- ✓ BATTERY /6000 CYCLES



### What Is Wind Energy? Definition and How It Works

As of 2021, more than 67,000 wind turbines operate in the United States, in 44 states, Guam, and Puerto Rico. Wind energy mechanisms generated about 8.4% of the ...



### What is the utilization hours of power generation equipment?

The utilization hours of power generation equipment are generally referred to as utilization hours, effective utilization hours, and power generation hours. 01. For thermal power ...




### What does the capacity factor of wind mean? - Energy Numbers

The capacity factor is the average power generated, divided by the rated peak power. Let's take a five-megawatt wind turbine. If it produces power at an average of two ...

### [Wind Power Facts and Statistics . ACP](#)

Wind Power Facts. Today more than 72,000 wind turbines across the country are generating clean, reliable power. Wind power capacity totals 151 GW, making it the fourth-largest source of electricity generation capacity in the country. This ...



### Wind energy state of the art: present and future technology

3 Global wind energy systems' market. Global wind energy systems' market in comparison with other renewable energy sources can be seen in Figure 4 []. It is clear from ...



### What is Capacity Utilization Factor (CUF)?

The capacity utilization factor (CUF) is a way of measuring how effectively a solar power plant uses its installed capacity over a given time frame, usually a year. In other ...



### **Sensitivity analysis of expected annual utilization hours**

Among the available forms of renewable energy, wind energy is the most accepted because of its advanced technology and similar cost to traditional methods of energy generation [8].

### **Electricity explained Electricity generation, capacity, and sales in**

Electricity generation capacity. To ensure a steady supply of electricity to consumers, operators of the electric power system, or grid, call on electric power plants to produce and supply the right ...



### **Status Quo, Development and Utilization Efficiencies of Wind Power ...**

The utilization hours of wind power in China since 2011 are shown in Figure 4. Utilization hours refer to the annual power produced, divided by rated power. As can be ...



## Capacity factors, utilisation factors and load factors

Thirdly, wind parks' output is variable and cannot be relied on to cover a given demand. One often sees so-called doldrums of up to 10 days, when the wind scarcely blows in ...




## Utilization hours of wind power equipment in China.

Utilization hours refer to the annual power produced, divided by rated power. As can be seen from Figure 4, the utilization hours of China's wind power generation

## Wind power generation in China: Understanding the mismatch ...

Wind power generation in China: Understanding the mismatch between capacity and generation  
Caption: Availability factor here is defined by the ratio of the hours wind ...



## [Wind energy industry in the UK](#)

In 2022, wind power was by far the leading renewable energy source across the country. Overall, wind power is the second-largest electricity generation technology in the UK, contributing



### Wind energy generation vs. installed capacity

Wind energy generation, measured in gigawatt-hours (GWh) versus cumulative installed wind energy capacity, measured in gigawatts (GW). Data includes energy from both onshore and offshore wind sources.



### Overview of wind power intermittency: Impacts, measurements, ...

As shown in Fig. 3, the average utilization hours 1 of wind power is 1728 As shown in Fig. 4, more reserves are required to cover sudden increases in load demand and ...

### Wind

The amount of electricity generated by wind increased by 265 TWh in 2022 (up 14%), the second largest growth of all power generation technologies. Wind remains the leading non-hydro renewable technology, generating over 2 100 ...



### What is driving the remarkable decline of wind and solar power

The data related to the average annual utilization hours of wind and solar were derived from Eq. (11), and the power generation of wind and solar energy also increased ...



## Contact Us

---

For catalog requests, pricing, or partnerships, please visit:  
<https://www.vdbconstruction.co.za>