

# **What percentage of the energy we use is renewable**





## Overview

---

How much of our electricity comes from renewables?

In the sections above we looked at the role of renewables in the total energy mix. This includes not only.

**Hydropower generation**Hydroelectric power has been one of our oldest and largest sources of I.

**Wind energy generation**This interactive chart shows the amount of energy generated from wind each year. This includes both onshore and offshore wind farms. Win.

**Solar energy generation**This interactive chart shows the amount of energy generated from solar power each year. Solar generation at scale – compared to hydropower, fo.

**Biofuel production**Traditional biomass – the burning of charcoal, organic wastes, and crop residues – was an important energy source for a long period.

82% of U.S. energy comes from fossil fuels, 8.7% from nuclear, and 8.8% from renewable sources. Wind and solar are the fastest growing renewable sources, but contribute less than 3% of total energy used in the U.S. 1Levelized Cost of Energy (LCOE) is measured as lifetime costs divided by energy production. What percentage of electricity comes from renewable technologies?

This interactive chart shows the share of electricity that comes from renewable technologies. Globally, almost one-third of our electricity comes from renewables. Hydroelectric power has been one of our oldest and largest sources of low-carbon energy.

What percentage of global electricity generation is renewable?

In 2028, renewable energy sources account for over 42% of global electricity generation, with the share of wind and solar PV doubling to 25%. IEA. Licence: CC BY 4.0 China accounts for almost 60% of new renewable capacity expected to become operational globally by 2028.



What percentage of heating & cooling energy is renewable?

About 10% of heating and cooling energy is from renewables. [ 164 ] The International Renewable Energy Agency (IRENA) stated that ~86% (187 GW) of renewable capacity added in 2022 had lower costs than electricity generated from fossil fuels. [ 165 ].

What is data on renewable power capacity?

Data on renewable power capacity represents the maximum net generating capacity of power plants and other installations that use renewable energy sources to produce electricity. For most countries and technologies, the data reflects the capacity installed and connected at the end of the calendar year.

Why did renewable electricity generation increase 3% in the past year?

Renewable electricity generation increased by almost 3%, mainly because of new wind and solar PV projects completed over the past year and because renewables are generally dispatched before other sources of electricity. Along with depressed electricity demand, power grids have managed heightened shares of wind and solar PV.

Which countries are generating the most renewable electricity in 2021?

China alone should account for almost half of the global increase in renewable electricity in 2021, followed by the United States, the European Union and India. Wind is set for the largest increase in renewable generation, growing by 275 TWh, or almost 17%, which is significantly greater than 2020 levels.



## What percentage of the energy we use is renewable

---



### Renewable energy: Global capacity increased by 50% in 2023

- 2028: Renewable energy sources account for over 42% of global electricity generation, with the share of wind and solar PV doubling to 25%. "The new IEA [Renewables 2023] report shows ...

### Renewables became the second-most prevalent U.S.

In 2020, renewable energy sources (including wind, hydroelectric, solar, biomass, and geothermal energy) generated a record 834 billion kilowatthours (kWh) of electricity, or about 21% of all the electricity ...



### UK energy in brief 2023

Summary of some of the key annual statistics in the UK energy system. We use some essential cookies to make this website work. We'd like to set additional cookies to understand how you use GOV

### Share of primary energy consumption from renewable sources

Measured as a percentage of primary energy using the substitution method. Renewables include hydropower, solar, wind, geothermal, bioenergy, wave, and tidal, but not traditional biofuels, which can be a key energy source,



especially in lower-income settings.



### Energy Production and Consumption

The availability of energy has transformed the course of humanity over the last few centuries. Not only have new sources of energy been unlocked -- first fossil fuels, followed by diversification to nuclear, hydropower, and now other renewable technologies -- but also

### **Renewable energy - powering a safer future , United Nations**

Renewable energy - powering a safer future Energy is at the heart of the climate challenge - and key to the solution. A large chunk of the greenhouse gases that blanket the Earth and trap the



### Renewable energy in the United States

What links here Related changes Upload file Special pages Permanent link Page information Cite this page Get shortened URL Download QR code According to data from the US Energy Information Administration, renewable energy accounted for 8.4% of total primary energy production [1] and 21% of total utility-scale electricity generation in the United States in 2022.



### Renewable energy: Global capacity increased by 50% in 2023

How much is global renewable energy capacity increasing and what must happen to achieve the COP28 pledge to triple clean energy capacity by 2030? Energy Transition The world added 50% more renewable capacity last year than in 2022 Feb 8, 2024 Image:



### [Renewable energy in the U.S.](#)

3 ???· In 2023, renewable energy consumption reached roughly 8.2 quadrillion British thermal units. The United States is expected to continue increasing its renewable energy consumption in the following

### Electricity in the U.S.

Wind energy was the source of about 10% of total U.S. utility-scale electricity generation and accounted for 48% of the electricity generation from renewable sources in 2023. Wind turbines convert wind energy into electricity. Hydropower (conventional) plants produced about 6% of total U.S. utility-scale electricity generation and accounted for about 27% of utility ...



### [Renewable energy explained](#)

Download image U.S. primary energy consumption by energy source, 2023 total = 93.59 quadrillion British thermal units total = 8.24 quadrillion British thermal units 1% - geothermal 11% - solar 18% - wind 5% - biomass waste 32% - biofuels 23% - wood 10%



## Renewable Energy

Renewable Supply and Demand Renewable energy is the fastest-growing energy source globally and in the United States. Globally: About 11.2 percent of the energy consumed globally for heating, power, and transportation came from modern renewables in 2019 (i.e., biomass, geothermal, solar, hydro, wind, and biofuels), up from 8.7 percent a decade prior (see figure ...

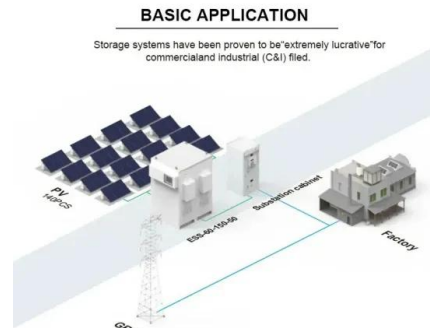


### Share of electricity production from renewables, 2023

Ember (2024); Energy Institute - Statistical Review of World Energy (2024) - with major processing by Our World in Data. "Share of electricity generated by renewables - Ember and Energy Institute" [dataset]. Ember, "Yearly Electricity Data"; Energy Institute

## Renewable Energy Statistics in Canada for 2024 , Made in CA

Saskatchewan saw little growth in the use of renewable energy between 2010 and 2017. However, the province is expected to see more renewable energy use in the future with developments in biomass, solar, and wind power use. While coal and natural gas are



### [Renewable Energy , Department of Energy](#)

Before installing a renewable energy system, it's important to reduce your energy consumption and improve your home's energy efficiency. Visit Energy Saver to learn more about the use of renewable energy at home. You may be eligible for federal and state tax



### Factcheck: How much energy does the world get from renewables?

As the chart above makes clear, much of the world's renewable energy comes from hydroelectric dams, meeting 6.8% of global energy demand. That's nearly enough to meet the combined needs of Germany, the UK and Japan -- three of the world's five largest economies .



48V 100Ah



### Australian Energy Statistics 2021 Energy Update Report

Australian Energy Update 2021 vii Figure 5.1: Ten year average energy consumption growth rates and 2019-20 movement, selected sectors 38 Figure 5.2: Sales of refined products, by selected product 39 Figure 5.3: Monthly aviation passenger numbers, domestic

### How Much of Ireland's Energy Is Renewable in 2024?

You can see what percentage of Ireland's energy is renewable in the chart below. Source: CRU Fuel Mix Disclosure and CO2 Emissions 2022, pg. 24. It's important to understand that this share of renewable sources does not necessarily represent the actual amount of renewable energy that was generated in Ireland.



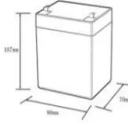
### [Benefits of Renewable Energy Use](#)

Increased support for renewable energy could create even more jobs. The 2009 Union of Concerned Scientists study of a 25-percent-by-2025 renewable energy standard found that such a policy would create more than ...



### About renewable energy in Canada

In 2022, renewable energy sources provided 16.9 percent of Canada's total primary energy supply\*. Moving water is by far the most important form of renewable energy source in Canada, providing 61.7 percent of Canada's electricity generation in 2022.



12.8V6Ah

- Nominal voltage (V):12.8
- Nominal capacity (ah):6
- Rated energy (Wh):76.8
- Maximum charging voltage (V):14.6
- Maximum charging current (A):6
- Floating charge voltage (V):13.6-13.8
- Maximum continuous discharge current (A):10
- Maximum peak discharge current @10 seconds (A):20
- Maximum load power (W):100
- Discharge cut-off voltage (V):10.8
- Charging temperature (°C):10-+50
- Discharge temperature (°C):-20-+60
- Working humidity: <95% R.H (non condensing)
- Number of cycles (25 °C, 0.5c, 100%doD): >2000
- Cell combination mode: 32700-4s1p
- Terminal specification: T2 (6.3mm)
- Protection grade: IP65
- Overall dimension (mm):90\*70\*107mm
- Reference weight (kg):0.7
- Certification: un38.3/mds

### Renewable energy statistics 2023

Renewable energy statistics 2023 provides datasets on power-generation capacity for 2013-2022, actual power generation for 2013-2021 and renewable energy balances for over 150 countries and areas for 2020-2021.



### Renewable energy , Types, Advantages, & Facts , Britannica

In contrast, renewable energy sources accounted for nearly 20 percent of global energy consumption at the beginning of the 21st century, largely from traditional uses of biomass such as wood for heating and cooking 2015 about 16 percent of the world's total electricity came from large hydroelectric power plants, whereas other types of renewable ...



### GRADE A BATTERY

LiFepo4 battery will not burn when overchargedover discharged, overcurrent or short circuitand canwithstand high temperatures without decomposition.



### Renewable energy in Germany

Energy mix Wind power made the largest contribution to the energy mix of renewable energy sources, accounting for 21.7 percent of total electricity generated in 2022. Whilst combined wind power is



### How much do renewables contribute to the UK's energy mix and ...

Decarbonisation of transport is also supported by the Renewable Transport Fuel Obligation (RTFO), under which suppliers of transport fuel - of at least 450,000 litres a year - must show that a certain percentage comes from renewable and sustainable sources.



### Renewable energy in Japan

Under the new Strategic Energy Plan, the Japanese government increased its target for the share of renewable energy to 38 percent by 2030. Furthermore, the country intends to become entirely

### Growth of Renewable Energy in the US

Yet despite record growth, renewable energy installations need to ramp up even faster. Analyses of achieving 100% carbon-free electricity by 2035, what's needed to achieve U.S. greenhouse gas reduction targets, indicate that annual installation rates of renewables in coming years need to nearly double the rates seen in 2023.




### US Energy Statistics and Data Trends: Renewables, fossil fuels

Find statistics and data trends about energy, including sources of energy, how Americans use power, how much energy costs, and how America compares to the rest of the world. We visualize, explain, and provide objective context using government data to help you better understand the state of American energy production and consumption.



### Fossil fuels

Fossil fuel consumption by type In the sections above, we looked at the consumption of fossil fuels collectively. But it's important to look at the role of coal, oil, and gas individually - their impacts are not equal. Coal, for example, typically produces more CO 2 and local air pollution per unit of energy [see our article on the relative safety and impacts of different energy sources].




### The United States consumed a record amount of renewable energy ...

Wind energy, or electricity generated by wind-powered turbines, is almost exclusively consumed in the electric power sector. Wind energy accounted for about 26% of U.S. renewable energy consumption in 2020. Wind surpassed hydroelectricity in 2019 to become the single most-consumed source of renewable energy on an annual basis.

### Energy Production and Consumption

This article focuses on the quantity of energy we consume -- looking at total energy and electricity consumption; how countries compare when we look at this per person; and how ...



### U.S. Renewable Energy Factsheet

82% of U.S. energy comes from fossil fuels, 8.7% from nuclear, and 8.8% from renewable sources. In 2023, renewables surpassed coal in energy generation. 1 Wind and solar are the fastest growing renewable sources, but contribute less than 3% of total energy



## Contact Us

---

For catalog requests, pricing, or partnerships, please visit:  
<https://www.vdbconstruction.co.za>