

# Wind turbine blade torque standard





## Overview

---

Rotation speed must be controlled for efficient power generation and to keep the turbine components within speed and torque limits. The centrifugal force on the blades increases as the square of the rotation speed, which makes this structure sensitive to overspeed. Because power increases as the cube of the wind speed, turbines have must survive much higher wind loads (such as gust.

What does torque mean in a turbine?

Torque is simply the power of the turbine (1.5 MW) over the angular velocity (1.15 rad/s minimum, 1.76 rad/s maximum) of the blade. The moment arm here was assumed to be 1/3 the full blade length, in the belief that for a turbine blade with taper it is likely the center of mass lies between the blade root and midpoint.

What are the aerodynamic design principles for a wind turbine blade?

The aerodynamic design principles for a modern wind turbine blade are detailed, including blade plan shape/quantity, aerofoil selection and optimal attack angles. A detailed review of design loads on wind turbine blades is offered, describing aerodynamic, gravitational, centrifugal, gyroscopic and operational conditions. 1. Introduction.

How many blades does a wind turbine use?

Wind turbines almost universally use either two or three blades. However, patents present designs with additional blades, such as Chan Shin's multi-unit rotor blade system. Aerodynamic efficiency increases with number of blades but with diminishing return.

How thick should a wind turbine blade be?

The vortex generator's thickness should always be 10–15% of the boundary layer thickness. Usage of them brings a rise in AEP of the wind power plant by 24%. This way, a conceptual study of blade design is illustrated in this paper to design an efficient wind turbine blade.



Do wind turbines use horizontal axis rotors?

The review provides a complete picture of wind turbine blade design and shows the dominance of modern turbines almost exclusive use of horizontal axis rotors. The aerodynamic design principles for a modern wind turbine blade are detailed, including blade plan shape/quantity, aerofoil selection and optimal attack angles.

What are the structural requirements of turbine blades?

The structural requirements of turbine blades signify that aerofoils with a high thickness to chord ratio be used in the root region. Such aerofoils are rarely used in the aerospace industry. Thick aerofoil sections generally have a lower lift to drag ratio.



## Wind turbine blade torque standard




### Towards A Standard Approach For Future Vertical Axis Wind Turbine

blade Aspect Ratio (AR), and turbine AR. Solidity is a measure of the ratio of the area of the blades compared to the area of the turbine in a horizontal plane, defined by equation 2, where ...

### Measurements and Calculations of Aerodynamic Torques for

This report describes measurements of aerodynamic torque on a vertical-axis wind turbine. Accelerometers mounted at the equator of the rotor and a torque meter mounted at the base ...



### [Wind Power Fundamentals](#)

to the total contained in the wind resource  $C_p = \frac{P_T}{P_W}$  o Turbine power output  $P_T = \frac{1}{2} \rho A v^3 C_p$  o The Betz Limit ...

### How a Wind Turbine Works

Turbine blades vary in size, but a typical modern land-based wind turbine has blades of over 170 feet (52 meters). The largest turbine is GE's Haliade-X offshore wind turbine, with blades 351 ...



### Wind Turbine Blade Design

The review provides a complete picture of wind turbine blade design and shows the dominance of modern turbines almost exclusive use of horizontal axis rotors. The aerodynamic design ...



### An overview of control techniques for wind turbine systems

Where the rotor speed is  $\omega$  and  $K$  is defined as an aerodynamic constant of the WT, given as  $C_p = 4K \omega^2$  is the air density,  $C_{p,opt}$  is optimal ...



### Wind turbine design

Standard turbines all furl in high winds. Since furling requires acting against the torque on the blade, it requires some form of pitch angle control, which is achieved with a slewing drive. This ...



### **(PDF) Horizontal Axis Wind Turbine Blade Design Methodologies ...**

The fast technological development in the wind industry and availability of multi megawatt sized horizontal axis wind turbines has further led the promotion of wind power ...



### **Wind Turbine Blade Design**

Wind Turbine Blade Design Peter J. Schubel \* and Richard J. Crossley Faculty of Engineering, Division of Materials, Mechanics and Structures, University of Nottingham, example of a ...

### **Measuring the Torque and Thrust Loading on the Blades of a ...**

where  $m$  is the mass of the blade module,  $r$  is the distance from turbine shaft to blade module center of mass, ( $\omega$ ) is the angular velocity of the blade module about ...



### **Parameters Affecting Design of Wind Turbine Blade--A Review**

This paper presents parameters affecting the blade's design in the wind turbine and includes a study on various factors like tip speed ratio, solidity, and twist in the blade. ...



## 6.4: The Physics of a Wind Turbine

But for wind speed ( $v > 25 \text{ m/s}$ ) it is no longer safe to let the rotor turn - so the blades are set to a neutral position in which they generate no torque and a special electromagnetic brake is engaged to completely ...



### Design and Optimization of Vertical Axis Wind Turbines Using ...

The 3D model of a wind turbine blade was developed using SolidWorks and computer-aided design (CAD) softwares. As a result, the power coefficient and torque values vs. various tip ...

### Wind Turbine Blade Analysis using the Blade Element ...

Wind Turbine Design can be found in Manwell et al. (2002) which provides comprehensive coverage of all aspects of wind energy. Walker and Jenkins (1997) also provide a ...



### Wind Turbine Blade Design

Torque is simply the power of the turbine (1.5 MW) over the angular velocity (1.15 rad/s minimum, 1.76 rad/s maximum) of the blade. The moment arm here was assumed to be 1/3 the full blade ...



### Wind Turbine Blade Design

A detailed review of the current state-of-art for wind turbine blade design is presented, including theoretical maximum efficiency, propulsion, practical efficiency, HAWT blade design, and blade loads. The review ...




### Measurements and modeling of friction torque of wind-turbine blade

The measured friction torque is then compared to an empirical model. Both publications suggest the models do not necessarily reflect the torque of rotor blade bearings ...

### Wind turbine design

Overview Power control Aerodynamics Other controls Turbine size Nacelle Blades Tower

Rotation speed must be controlled for efficient power generation and to keep the turbine components within speed and torque limits. The centrifugal force on the blades increases as the square of the rotation speed, which makes this structure sensitive to overspeed. Because power increases as the cube of the wind speed, turbines have must survive much higher wind loads (such as gust...




### Wind Turbine Blade Technology: Designing for Efficiency

Wind turbine blades are the primary components responsible for capturing wind energy and converting it into mechanical power, which is then transformed into electrical energy through a ...



### Review of savonius wind turbine design and performance

The purpose of this study is to determine the power, torque, and rotation per minute produced by a Savonius rotor wind turbine with a blade radius of 50 cm and a blade ...



### Session 6

Aerodynamics of Wind Turbine Blades. If the angle of attack is held constant, then the pitch of the blade has to decrease from the root of the blade to the tip of the blade. Close to the root of the ...



### Power Performance Analysis Based on Savonius Wind Turbine Blade ...

Savonius vertical axis wind turbines have simple structures, can self-start in environments with low wind speed and strong turbulence intensity, and can be installed at low ...





### Numerical study of savonius wind turbines with standard and ...

In addition, the Savonius turbine with optimal blades outperformed the one with semicircular blades at a wide range of TSR (= 0.6-1.2), suggesting that the Savonius wind ...



### Experimental investigation and multi-objective optimization of ...

The main objective of study is to improve Savonius turbine blade designs to increase torque coefficients, rotational speeds, and pressure coefficients. Simulating 3D ...



### 12.8V 100Ah



### Impact of Blade Modifications on the Performance of a Darrieus Wind Turbine

The wind tunnel experiment involved testing an H-type Darrieus wind turbine with three blades. This particular turbine had a diameter of 2.5 m and a height of 3 m. it ...

### Pitch and Torque Control of Variable Speed Wind Turbines

Wind Turbine Operation A wind turbine obtains its power input by converting some of the kinetic energy in the wind into a torque acting on the rotor blades (the actuator disc). The amount of ...





### Wind turbine construction, installation and maintenance: torque ...

in wind turbine applications. Considerable . force is needed for applications such as securing pylons to their foundations, hubs to the generator nacelles, and blades to the hubs. Projects ...



### Impact and mitigation of blade surface roughness effects on wind

The in-house BEM tool was used for clean operation and for roughened rotor operation considering three control methods: turbine operation referenced to wind speed (CM1); turbine ...



### [DNVGL-ST-0376 Rotor blades for wind turbines](#)

The objectives of this standard are to: -- Provide an internationally acceptable level of safety by defining minimum requirements for rotor blades of wind turbines (in combination with ...

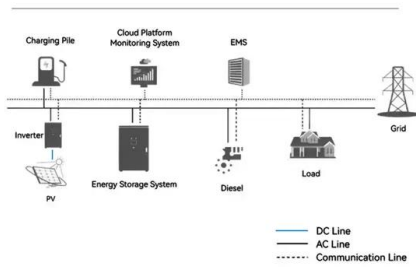
### Aerodynamic shape optimization of H-VAWT blade airfoils ...

1. INTRODUCTION. Wind energy, as a renewable and sustainable energy, has fascinated increasing attention worldwide. H-type vertical axis wind turbine (VAWT), as a ...





### System Topology



### Aerodynamics and structural analysis of wind turbine blade

Due to the large and flexible structure of the wind turbine blades, there will probably be aeroelastic 761 Sanaa El Mouhsine et al. / Procedia Manufacturing 00 (2018) ...

### Determination of Torque Produced by Horizontal ...

The rest of the wind turbine specifications are taken from a standard GE 1.5 XLE wind turbine as it is standard wind turbine which can run in low wind speed regime. torque can be observed



### Comparison of Power Coefficients in Wind Turbines Considering ...

This analysis allows us to determine the different coefficients of power and torque used in wind generation systems, with the objective of developing algorithms for ...

### Optimal blade pitch control for enhanced vertical-axis wind ...

Here, we demonstrate the potential of individual dynamic blade pitching to enhance the efficiency and maintain the structural integrity of vertical-axis wind turbines across ...





## Contact Us

---

For catalog requests, pricing, or partnerships, please visit:  
<https://www.vdbconstruction.co.za>