

Wind turbine wind tube thickness standard





Overview

What is the structure of a wind turbine?

The main supporting structure of the wind turbine is assembled by thin-walled conical parts of varying diameters and wall thickness. The tower is divided into 9 segments of varying diameters, wall thicknesses, and inclination angles, as shown in Figure 2. Table I summarizes the dimensions of each segment.

What are the guidelines for a wind turbine?

The complete list of guidelines is provided below. Modern wind turbines use large turntable bearings at the root of each blade to enable pitch angle changes and thus aerodynamic performance and load control. Yaw bearings are used for angular realignment of the nacelle into the predominant wind direction.

What is the standard analysis procedure for a wind turbine tower?

The tower was designed and analysed according to European Standards considering wind loads. The standard analysis procedure of the tower is respectively buckling, fatigue and dynamic analyses were done analytically and optimum door opening geometry was found.

How high should a wind turbine tower be?

The tower height is not fully represented in the selection of the most common wind turbine tower. The selected height was between 60 to 80 meters, however in current applications higher towers are seen, which are around 100 meters. It may be noted regarding the wind turbine tower selection that Class B type was selected as production technology. As it is already pre-

Can oil film thickness be generated in a wind turbine yaw or pitch bearing?

A meaningful oil film thickness cannot be generated in a slowly and intermittently moving (oscillating) grease-lubricated yaw or pitch bearing. Therefore a clean grease with good boundary lubrication additives (especially



for oscillating conditions) should be selected on the basis of experience for use in wind turbine yaw and pitch bearings.

What are the different types of wind turbine towers?

wind turbine towers can be produced in many types and made of many materials. As a material, towers are made of concrete or constructional steel. In general, towers can be divided into four categories, lattice towers, cylindrical towers, oncret towers and hy rid towers which are made from both concrete and metal.1.4.1. Lattice TowersAs it can



Wind turbine wind tube thickness standard



Chord and thickness distributions of the baseline and the ...

To achieve the rated power of 2000kW, the optimum wind turbine parameters were found to be as the rotor diameter of 77, 60 m hub height, rated wind speed of 11.85 m/s, and speed increase

Static behavior of large-diameter stiffened steel tubes for wind

1. Introduction. As the support structures of wind turbines, towers are crucial in ensuring the safety and stability of wind power generation. Steel tube towers (Fig. 1) are ...



LFP12V100



Dimensions of the wind turbine tower. , Download ...

Pushover method is applied to analyze the behavior of a 53 m high wind turbine tower with the maximum diameter-to-thickness ratio of 184. The shell element is adapted to model the behavior of

Arany, L., Bhattacharya, S., Macdonald, J., & Hogan, J. (2017).

Design of monopiles for offshore wind turbines in 10 steps. Soil Dynamics and Earthquake Engineering, 92, 126-152. - transition piece wall thickness Q - turbulent wind speed ...



Tubular, Lattice and Hybrid Steel Turbine Towers for Offshore Wind

Tubular steel wind turbine towers belong to the area of cylindrical shells under combined load. Conventional lattice towers are constructed mostly with the use of standard L ...

Performance enhancement of straight-bladed vertical axis wind turbines ...

Darrieus-type vertical axis wind turbines (or VAWTs) have the main rotor shaft arranged vertically and the main components can be located at the base of the turbines. ...



TAX FREE

Product Model
HJ-ESS-215A(100KW/215KWh)
HJ-ESS-115A(50KW 115KWh)

Dimensions
1600*1280*2200mm
1600*1200*2000mm

Rated Battery Capacity
215KWH/115KWH

Battery Cooling Method
Air Cooled/Liquid Cooled

A comparison study on jacket substructures for ...

The structural optimization problem of jacket substructures for offshore wind turbines is commonly regarded as a pure tube dimensioning problem, minimizing the entire mass of the structure. , 3 where the initial ...



Study on mechanical properties of wind turbine tower reinforced ...

Among all kinds of renewable energy, wind energy is considered to have the most promising technical and economic prospects. Wind energy refers to the process of generating ...



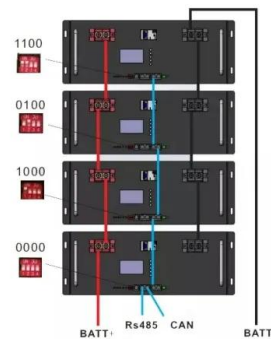
Wind Turbine Monopole Towers- Aeolos Wind Generator ...

Hot galvanization: The minimum thickness is 85um including the inner surface of the tower.
Powder coating: The minimum thickness is 120um. Color Choice: RAL9010, Color can be ...



Scaling of wind turbine aerodynamics: wind tunnel experiments

of wind turbines the tip-speed ratio is usually in the range 5 to 10, depending on the wind speed. For the common type of large wind turbines characterized by a constant rotation speed, ...



Wind Turbine Blade Design

Thickness (mm) Rated Wind Speed (12 m/s) 3.78 . Cut-out Speed (20 m/s) 10.6 . For a wind turbine, the expected life of a given blade may be estimated around 20 years. For this length ...





Simple equations for strength and deformability verification of ...

For wind turbine with steel tower, several example are realized in all the world: - in Laconia (Greece) it was constructed a prototype of a 1 MW with height 44 m, diameter 3.3 ...

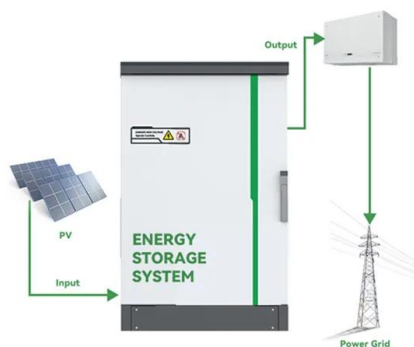


Structural Behavior Analysis of UHPC Hybrid Tower for 3-MW ...

Based on the conceptual design of an advanced wind turbine tower system, use of ultra-high-performance cementitious composites material with compressive strength of 200 ...

Lattice and Tubular Steel Wind Turbine Towers.

Renewable energy is expected to experience epic growth in the coming decade, which is reflected in the record new installations since 2010. Wind energy, in particular, has proved its leading role among sustainable energy production ...



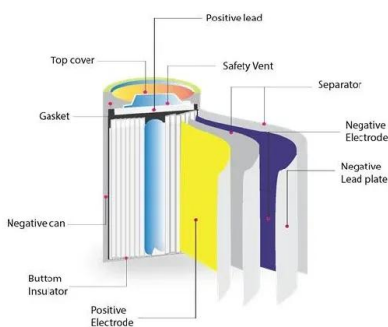
Design Improvement and Manufacturing of Nacelle Cover for Wind Turbine

Nacelle Cover for Wind Turbine . Dong Won Jung . Department of Mechanical Engineering, Jeju National University, Jeju, Republic of Korea and increased tower thickness. Recently, many ...



European Wind Turbine Standards II

Wind Turbine Standards in the framework of CENELEC. The objective of this subproject is to provide guidelines for: All the investigations were performed with reference to the IEC-1400 ...



Dimensions and characteristics of the standard 5MW wind turbine

The type of floating platform is selected based on the mooring system, the number of wind turbines, site requirements, construction, grid connection, and operating conditions of the sea ...



Nonlinear Finite Element Analysis of Tubular Steel Wind Turbine ...

The structural design of wind turbine towers is commonly carried out by the engineering departments of wind turbine companies according to international guidelines ...



Deye inverters and Deye batteries are more compatible.

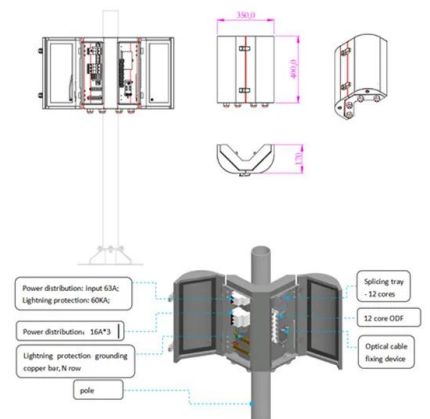
Experimental Validation of a Ducted Wind Turbine Design Strategy

The ducted wind turbine (DWT) concept has been fraught with controversy over the years, yet still shows promise in geometry revolved around the rotor axis. The duct captures a larger ...



A comprehensive review of innovative wind turbine airfoil and ...

The most likely models to succeed soon as reviewed recently are floating offshore wind turbines, smart rotors that change their pitch to changing wind directions, and ...



Supporting Structures of the Towers of Wind Turbines

Steel tower: tube tower and lattice tower !
Concrete tower: reinforced concrete tower and hybrid tower and wall thickness !
Manufactured from individual segments which are assembled at ...

Wind Turbine Tower Structure Analysis According to Wind Load in ...

Figure 64: Geometrical characteristics of wind turbine and door opening: (a) height to minimum diameter ratio of wind turbine; (b) height to maximum diameter ratio of wind turbine; (c) ...



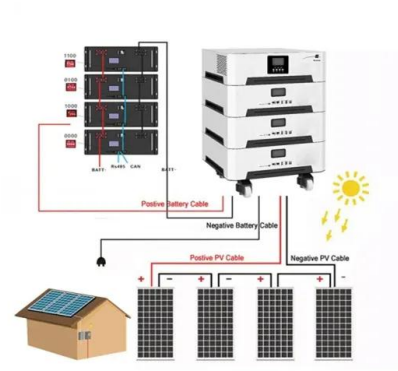
Modified Steel Tubes of Wind Turbine Tower Subjected to

The wind turbine towers are essentially a multibody entity composed of rotor-nacelle assembly supported by a tubular tower that transfers the gravity load as well as the ...



What Is the Optimal Design Shape for Wind Turbine ...

So, next time you see a wind turbine spinning in the distance, remember this: the best design shape for wind turbine blades can increase efficiency by up to 20%. By carefully considering factors like thickness, ...




Wind Turbine Lab Report

turbine breakout, and wind turbine motor. As is shown in Figure 2, the wind turbine apparatus consists of a cylindrical transparent plastic wind tunnel flow tube, a wind source fan airtight to ...

(PDF) Lattice and Tubular Steel Wind Turbine Towers.

With detailed design, lattice wind turbine towers can constitute the new generation of wind turbine towers. Tubular tower configurations: (a) Tower_T_A shell thickness distribution; (b)



Design Optimization of Tapered Steel Wind Turbine Towers by ...

The reduction of the amount of material used to build the wind turbine tower is one way to reduce the project cost. where D is the diameter of the tube, t is the thickness of ...



Contact Us

For catalog requests, pricing, or partnerships, please visit:
<https://www.vdbconstruction.co.za>